



CONNECTICUT Policy and Management

FY 2024-25 MUNICIPAL AUDIT QUESTIONNAIRE

❖ This Questionnaire is required to be submitted to OPM with the audit reports of municipalities and audited agencies (as defined under Section 7-391 of the Connecticut General Statutes).

Name of Auditee Town of Andover, Connecticut

Fiscal Period under Audit Year Ended June 30, 2025

Mahoney Sabol & Company, LLP

(Audit Firm Name)

Mahoney Sabol & Company, LLP

(Signature)

April 22, 2026

(Date)

This Questionnaire was reviewed with and a copy given to:

Jeff McGuire

Name of Municipal Official

on April 22, 2026

Date

First Selectman

Title of Municipal Official

860.742.4035

Telephone

	<u>YES</u>	<u>NO</u>	<u>NA</u>
1. Did you inform the town, city or Borough clerk of that part of Section 7-394 of the General Statutes which provides that within one week after receiving the audit report he/she shall cause to be published a legal notice in a newspaper having a substantial circulation in the municipality that the report is on file in said clerk's office?	X _____	_____ _____	_____ _____
2. Did you obtain a letter from municipal counsel with respect to unpaid or pending judgments and as to any other legal proceeding affecting the municipality's finances?	X _____	_____ _____	_____ _____
3. Were financial statements and/or books and records of the entity made available within a reasonable time after the close of the fiscal year?	X _____	_____ _____	_____ _____
4. Did the entity issue tax anticipation notes (TANs) or revenue anticipation notes (RANs) during the fiscal year?	_____ _____	X _____	_____ _____
5. Was a separate management letter issued in addition to the Internal Control Report? If so, it must be submitted to the Office of Policy and Management with the audit report.	X _____	_____ _____	_____ _____
6. Were municipal officials (including the chief elected or executive official and governing body of the municipal entity) made aware of findings and recommendations resulting from the audit?	X _____	_____ _____	_____ _____
7. Did you clearly identify in the report each repeated audit finding and identify the fiscal year in which the finding initially occurred?	X _____	_____ _____	_____ _____
8. Were there any audit findings repeated from both of the two most prior fiscal year ended audits? (FY2023 and FY2024)?	X _____	_____ _____	_____ _____
9. Were municipal officials made aware of section 2(c) of P.A. 23-197 for a public meeting to be held when the OPM Secretary makes certain findings based upon the review of the audit report?	X _____	_____ _____	_____ _____
10. Federal Single Audit Act as Amended, 1996; Uniform Guidance for Federal Awards (Title 2 of CFR, 12/26/13)			
(a) Did you conduct a Single Audit of Federal Financial Assistance expended by the entity for FY 2024-25?	X _____	_____ _____	_____ _____
(b) Is a copy of the Single Audit included in the reporting package submitted?	X _____	_____ _____	_____ _____

YES NO NA

11. State Single Audit (SSA) Act as amended by P.A. 24-132;
Regulations to the SSA Act

- (a) Did you conduct a Single Audit of state financial assistance expended by the entity for FY 2024-25 or a program-specific audit of the entity's sole state program?

 X
- (b) Is a copy of the State Single Audit or program-specific audit included in the reporting package submitted?

 X
- (c) If applicable, did officials prepare a Corrective Action Plan (CAP) in sufficient time for inclusion in the audit report package [C.G.S. Sec.4-233(d)] to be filed with OPM as the cognizant state agency?

 X
- (d) Did you upload the corrective action plan with the audit report package on OPM's Electronic Audit Reporting System?

 X

TOWN OF ANDOVER, CONNECTICUT

FINANCIAL STATEMENTS

**AS OF AND FOR THE YEAR ENDED
JUNE 30, 2025**

TOWN OF ANDOVER, CONNECTICUT
FINANCIAL STATEMENTS
AS OF AND FOR THE YEAR ENDED JUNE 30, 2025

TABLE OF CONTENTS

	Page
Independent Auditor's Report	1
Management's Discussion and Analysis (Unaudited)	4
Basic Financial Statements:	
Government-wide Financial Statements:	
Statement of Net Position	14
Statement of Activities	15
Fund Financial Statements:	
Balance Sheet - Governmental Funds	16
Reconciliation of the Balance Sheet - Governmental Funds to the Government-wide Statement of Net Position	17
Statement of Revenues, Expenditures and Changes in Fund Balances - Governmental Funds	18
Reconciliation of the Statement of Revenues, Expenditures and Changes in Fund Balances - Governmental Funds to the Government-wide Statement of Activities	19
Notes to Financial Statements	20
Required Supplementary Information (Unaudited):	
Statement of Revenues, Expenditures, and Changes in Fund Balances - Budget and Actual - Budgetary Basis - General Fund	50
Schedule of the Town's Proportionate Share of the Collective Net Pension Liability - Connecticut Municipal Employees' Retirement System	51
Schedule of Contributions - Connecticut Municipal Employees' Retirement System	52
Schedule of the Town's Proportionate Share of the Collective Net Pension Liability - Connecticut Teachers' Retirement System	53
Schedule of Changes in Total OPEB Liability - Other Post-Employment Benefits Plan	54
Schedule of the Town's Proportionate Share of the Collective Net OPEB Liability - Connecticut Teachers' Retirement System	55
Notes to Required Supplementary Information	56
Combining and Individual Fund Statements and Schedules:	
General Fund:	
Schedule of Revenues and Other Financing Sources - Budget and Actual - Budgetary Basis	61
Schedule of Expenditures and Other Financing Uses - Budget and Actual - Budgetary Basis	62
Schedule of Property Taxes Levied, Collected and Outstanding	64
Schedule of Debt Limitation	65
Capital Reserve Fund:	
Combining Balance Sheet and Statement of Revenues, Expenditures and Changes in Fund Balances	66

TOWN OF ANDOVER, CONNECTICUT
FINANCIAL STATEMENTS
AS OF AND FOR THE YEAR ENDED JUNE 30, 2025

TABLE OF CONTENTS *(Continued)*

	Page
Combining and Individual Fund Statements and Schedules <i>(Continued)</i>:	
Nonmajor Governmental Funds:	
Combining Balance Sheet	68
Combining Statement of Revenues, Expenditures and Changes in Fund Balances	74

INDEPENDENT AUDITOR'S REPORT

INDEPENDENT AUDITOR'S REPORT

To the Board of Finance
Town of Andover, Connecticut

Report on the Audit of the Financial Statements

Opinions

We have audited the accompanying financial statements of the governmental activities, each major fund, and the aggregate remaining fund information of the Town of Andover, Connecticut, (the Town) as of and for the year ended June 30, 2025, and the related notes to the financial statements, which collectively comprise the Town's basic financial statements as listed in the table of contents.

In our opinion, the financial statements referred to above present fairly, in all material respects, the respective financial position of the governmental activities, each major fund, and the aggregate remaining fund information of the Town of Andover, Connecticut, as of June 30, 2025, and the respective changes in financial position for the year then ended in accordance with accounting principles generally accepted in the United States of America.

Basis for Opinions

We conducted our audit in accordance with auditing standards generally accepted in the United States of America and the standards applicable to financial audits contained in *Government Auditing Standards*, issued by the Comptroller General of the United States. Our responsibilities under those standards are further described in the Auditor's Responsibilities for the Audit of the Financial Statements section of our report. We are required to be independent of the Town and to meet our other ethical responsibilities, in accordance with the relevant ethical requirements relating to our audit. We believe that the audit evidence we have obtained is sufficient and appropriate to provide a basis for our audit opinions.

Responsibilities of Management for the Financial Statements

Management is responsible for the preparation and fair presentation of the financial statements in accordance with accounting principles generally accepted in the United States of America, and for the design, implementation, and maintenance of internal control relevant to the preparation and fair presentation of financial statements that are free from material misstatement, whether due to fraud or error.

In preparing the financial statements, management is required to evaluate whether there are conditions or events, considered in the aggregate, that raise substantial doubt about the Town's ability to continue as a going concern for twelve months beyond the financial statement date, including any currently known information that may raise substantial doubt shortly thereafter.

Auditor's Responsibilities for the Audit of the Financial Statements

Our objectives are to obtain reasonable assurance about whether the financial statements as a whole are free from material misstatement, whether due to fraud or error, and to issue an auditor's report that includes our opinions. Reasonable assurance is a high level of assurance but is not absolute assurance and therefore is not a guarantee that an audit conducted in accordance with generally accepted auditing standards and *Government Auditing Standards* will always detect a material misstatement when it exists. The risk of not detecting a material misstatement resulting from fraud is higher than for one resulting from error, as fraud may involve collusion, forgery, intentional omissions, misrepresentations, or the override of internal control. Misstatements are considered material if there is a substantial likelihood that, individually or in the aggregate, they would influence the judgment made by a reasonable user based on the financial statements.

In performing an audit in accordance with generally accepted auditing standards and *Government Auditing Standards*, we:

- Exercise professional judgment and maintain professional skepticism throughout the audit.
- Identify and assess the risks of material misstatement of the financial statements, whether due to fraud or error, and design and perform audit procedures responsive to those risks. Such procedures include examining, on a test basis, evidence regarding the amounts and disclosures in the financial statements.
- Obtain an understanding of internal control relevant to the audit in order to design audit procedures that are appropriate in the circumstances, but not for the purpose of expressing an opinion on the effectiveness of the Town's internal control. Accordingly, no such opinion is expressed.
- Evaluate the appropriateness of accounting policies used and the reasonableness of significant accounting estimates made by management, as well as evaluate the overall presentation of the financial statements.
- Conclude whether, in our judgment, there are conditions or events, considered in the aggregate, that raise substantial doubt about the Town's ability to continue as a going concern for a reasonable period of time.

We are required to communicate with those charged with governance regarding, among other matters, the planned scope and timing of the audit, significant audit findings, and certain internal control-related matters that we identified during the audit.

Required Supplementary Information

Accounting principles generally accepted in the United States of America require that the management's discussion and analysis on pages 4 through 13 and the information on pages 50 through 60 be presented to supplement the basic financial statements. Such information is the responsibility of management and, although not a part of the basic financial statements, is required by the Governmental Accounting Standards Board who considers it to be an essential part of financial reporting for placing the basic financial statements in an appropriate operational, economic, or historical context. We have applied certain limited procedures to the required supplementary information in accordance with auditing standards generally accepted in the United States of America, which consisted of inquiries of management about the methods of preparing the information and comparing the information for consistency with management's responses to our inquiries, the basic financial statements, and other knowledge we obtained during our audit of the basic financial statements. We do not express an opinion or provide any assurance on the information because the limited procedures do not provide us with sufficient evidence to express an opinion or provide any assurance.

Supplementary Information

Our audit was conducted for the purpose of forming opinions on the financial statements that collectively comprise the Town's basic financial statements. The accompanying combining and individual fund financial statements and schedules are presented for purposes of additional analysis and are not a required part of the basic financial statements. Such information is the responsibility of management and was derived from and relates directly to the underlying accounting and other records used to prepare the basic financial statements. The information has been subjected to the auditing procedures applied in the audit of the basic financial statements and certain additional procedures, including comparing and reconciling such information directly to the underlying accounting and other records used to prepare the basic financial statements or to the basic financial statements themselves, and other additional procedures in accordance with auditing standards generally accepted in the United States of America. In our opinion, the combining and individual fund financial statements and schedules are fairly stated, in all material respects, in relation to the basic financial statements as a whole.

Other Reporting Required by Government Auditing Standards

In accordance with *Government Auditing Standards*, we have also issued our report dated April 22, 2026, on our consideration of the Town's internal control over financial reporting and on our tests of its compliance with certain provisions of laws, regulations, contracts, and grant agreements and other matters. The purpose of that report is solely to describe the scope of our testing of internal control over financial reporting and compliance and the results of that testing, and not to provide an opinion on the effectiveness of the Town's internal control over financial reporting or on compliance. That report is an integral part of an audit performed in accordance with *Government Auditing Standards* in considering the Town's internal control over financial reporting and compliance.

Mahoney Sabol + Company, LLP

Certified Public Accountants
Glastonbury, Connecticut
April 22, 2026

MANAGEMENT'S DISCUSSION AND ANALYSIS

TOWN OF ANDOVER, CONNECTICUT
MANAGEMENT'S DISCUSSION AND ANALYSIS (UNAUDITED)
AS OF AND FOR THE YEAR ENDED JUNE 30, 2025

As management of the Town of Andover, Connecticut, (the Town) we offer readers of the Town's financial statements this narrative overview and analysis of the financial activities of the Town for the fiscal year ended June 30, 2025.

FINANCIAL HIGHLIGHTS

- The assets and deferred outflows of resources of the Town exceeded its liabilities and deferred inflows of resources at the close of the most recent fiscal year by \$15,988,376 (net position). Of this amount, \$4,578,314 (unrestricted net position) may be used to meet the Town's ongoing obligations to citizens and creditors.
- The Town's total net position increased by \$1,593,169.
- As of the close of the current fiscal year, the Town's governmental funds reported combined ending fund balances of \$6,137,380, an increase of \$957,608 in comparison with the prior year.
- At the end of the current fiscal year, unassigned fund balance for the General Fund was \$2,025,042 or 15.5% of the Town's total fiscal year 2026 General Fund budgetary expenditure appropriation. Expressed another way, unassigned fund balance for the General Fund was sufficient to cover approximately 1.86 months of General Fund operating expenditures.

OVERVIEW OF THE FINANCIAL STATEMENTS

This discussion and analysis is intended to serve as an introduction to the Town's basic financial statements. The Town's basic financial statements comprise three components: 1) government-wide financial statements, 2) fund financial statements, and 3) notes to the financial statements. This report also contains other supplementary information in addition to the basic financial statements themselves.

Government-wide Financial Statements

The government-wide financial statements are designed to provide readers with a broad overview of the Town's finances, in a manner similar to a private-sector business.

The statement of net position presents information on all of the Town's assets, deferred outflows and inflows of resources and liabilities, with net position as the residual of these other elements. Over time, increases or decreases in net position may serve as a useful indicator of whether the financial position of the Town is improving or deteriorating.

TOWN OF ANDOVER, CONNECTICUT
MANAGEMENT'S DISCUSSION AND ANALYSIS (UNAUDITED) *(Continued)*
AS OF AND FOR THE YEAR ENDED JUNE 30, 2025

OVERVIEW OF THE FINANCIAL STATEMENTS *(Continued)*

Government-wide Financial Statements *(Continued)*

The statement of activities presents information showing how the Town's net position changed during the most recent fiscal year. All changes in net position are reported as soon as the underlying event giving rise to the change occurs, regardless of the timing of related cash flows. Thus, revenues and expenses are reported in this statement for some items that will result in cash flows in future fiscal periods.

The government-wide financial statements distinguish functions of the Town that are principally supported by taxes and intergovernmental revenues (governmental activities) from other functions that are intended to recover all or a significant portion of their costs through user fees and charges (business-type activities). The Town has no business-type activities. The governmental activities of the Town include general government, public works, public safety, sanitation and waste, building, planning and zoning, community services, health and welfare, and education services.

The government-wide financial statements can be found on pages 14 and 15 of this report.

Fund Financial Statements

A fund is a grouping of related accounts that is used to maintain control over resources that have been segregated for specific activities or objectives. The Town uses fund accounting to ensure and demonstrate compliance with finance-related legal requirements. All of the funds of the Town are governmental funds.

Governmental Funds

Governmental funds are used to account for essentially the same functions reported as governmental activities in the government-wide financial statements. However, unlike the government-wide financial statements, governmental fund financial statements focus on near-term inflows and outflows of spendable resources, as well as on balances of spendable resources available at the end of the fiscal year. Such information may be useful in evaluating the Town's near-term financing requirements.

Because the focus of governmental funds is narrower than that of the government-wide financial statements, it is useful to compare the information presented for governmental funds with similar information presented for governmental activities in the government-wide financial statements. By doing so, readers may better understand the long-term impact of the Town's near-term financing decisions. Both the governmental fund balance sheet and the governmental fund statement of revenues, expenditures and changes in fund balances provide a reconciliation to facilitate this comparison between governmental funds and governmental activities.

The Town maintains a number of individual governmental funds. Information is presented separately in the governmental fund balance sheet and in the governmental fund statement of revenues, expenditures and changes in fund balances for the General Fund and the Capital Reserve Fund, both of which are considered to be major funds. Data from the other governmental funds are combined into a single, aggregated presentation. Individual fund data for each of these nonmajor governmental funds is provided in the form of combining statements elsewhere in this report.

The basic governmental fund financial statements can be found on pages 16 through 19 of this report.

TOWN OF ANDOVER, CONNECTICUT
MANAGEMENT'S DISCUSSION AND ANALYSIS (UNAUDITED) (Continued)
AS OF AND FOR THE YEAR ENDED JUNE 30, 2025

OVERVIEW OF THE FINANCIAL STATEMENTS (Continued)

Notes to the Financial Statements

The notes to the financial statements provide additional information that is essential to a full understanding of the data provided in the government-wide and fund financial statements. The notes to the financial statements can be found on pages 20 through 49 of this report.

Other Information

In addition to the basic financial statements and accompanying notes, this report also contains required supplementary information other than this management's discussion and analysis that can be found on pages 50 through 60 of this report. Combining and individual fund statements and schedules can be found on pages 61 through 79 of this report.

GOVERNMENT-WIDE FINANCIAL ANALYSIS

Net Position

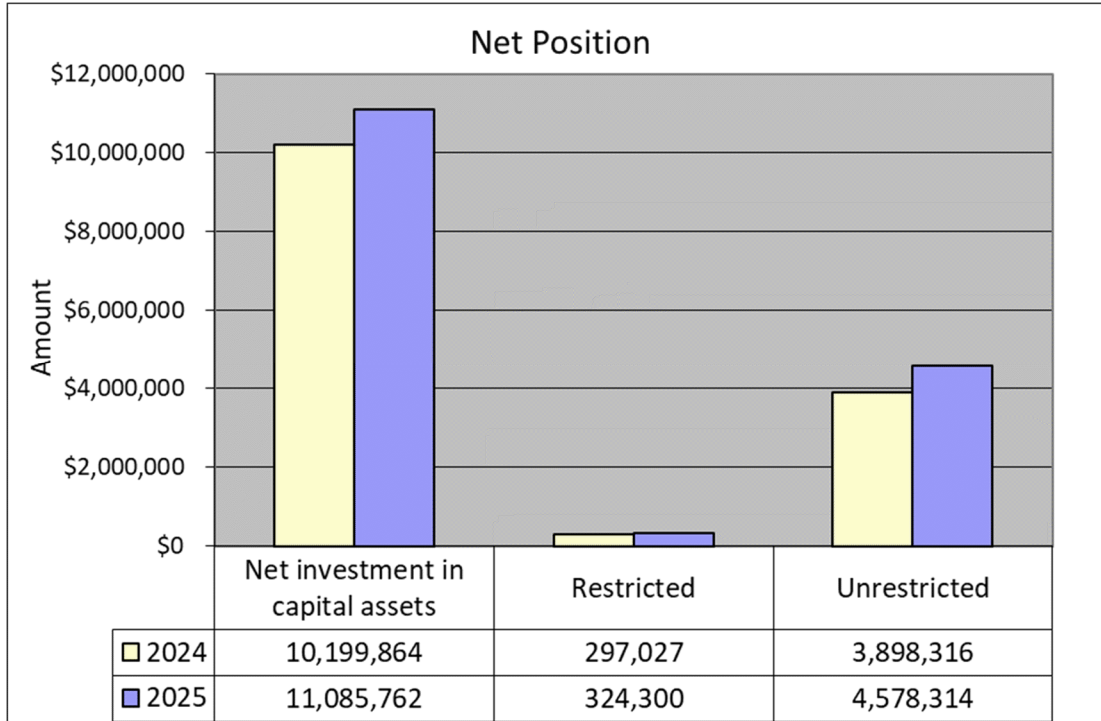
Over time, net position may serve as one measure of a government's financial position. Net position of the Town totaled \$15,988,376 as of June 30, 2025 and \$14,395,207 as of June 30, 2024 and is summarized as follows:

	2025	2024	\$ Variance	\$ Variance
Current and other assets	\$ 7,784,859	\$ 6,912,991	\$ 871,868	12.6%
Capital assets	11,316,541	10,514,505	802,036	7.6%
Total assets	<u>19,101,400</u>	<u>17,427,496</u>	<u>1,673,904</u>	9.6%
Deferred outflows of resources	<u>915,180</u>	<u>1,149,059</u>	<u>(233,879)</u>	-20.4%
Other liabilities	1,188,437	1,124,709	63,728	5.7%
Long-term liabilities	<u>2,238,435</u>	<u>2,704,956</u>	<u>(466,521)</u>	-17.2%
Total liabilities	<u>3,426,872</u>	<u>3,829,665</u>	<u>(402,793)</u>	-10.5%
Deferred outflows of resources	<u>601,332</u>	<u>351,683</u>	<u>249,649</u>	71.0%
Net position:				
Net investment in capital assets	11,085,762	10,199,864	885,898	8.7%
Restricted	324,300	297,027	27,273	9.2%
Unrestricted	<u>4,578,314</u>	<u>3,898,316</u>	<u>679,998</u>	17.4%
Total net position	<u>\$ 15,988,376</u>	<u>\$ 14,395,207</u>	<u>\$ 1,593,169</u>	11.1%

TOWN OF ANDOVER, CONNECTICUT
 MANAGEMENT'S DISCUSSION AND ANALYSIS (UNAUDITED) *(Continued)*
 AS OF AND FOR THE YEAR ENDED JUNE 30, 2025

GOVERNMENT-WIDE FINANCIAL ANALYSIS *(Continued)*

Net Position *(Continued)*



Of the Town's net position as of June 30, 2025, 69.3% reflects its investment in capital assets, less any related debt used to acquire those assets that is still outstanding, respectively. The Town uses these capital assets to provide services to citizens; consequently, these assets are not available for future spending. Although the Town's investment in its capital assets is reported net of related debt, it should be noted that the resources needed to repay this debt must be provided from other sources since the capital assets themselves cannot be used to liquidate these liabilities.

As of June 30, 2025, 2.0% of the Town's net position, respectively, is subject to external restrictions on how it may be used and is therefore presented as restricted net position.

The remainder of the Town's net position is considered unrestricted and may be used to meet the Town's ongoing obligations to citizens and creditors.

TOWN OF ANDOVER, CONNECTICUT
MANAGEMENT'S DISCUSSION AND ANALYSIS (UNAUDITED) *(Continued)*
AS OF AND FOR THE YEAR ENDED JUNE 30, 2025

GOVERNMENT-WIDE FINANCIAL ANALYSIS *(Continued)*

Changes in Net Position

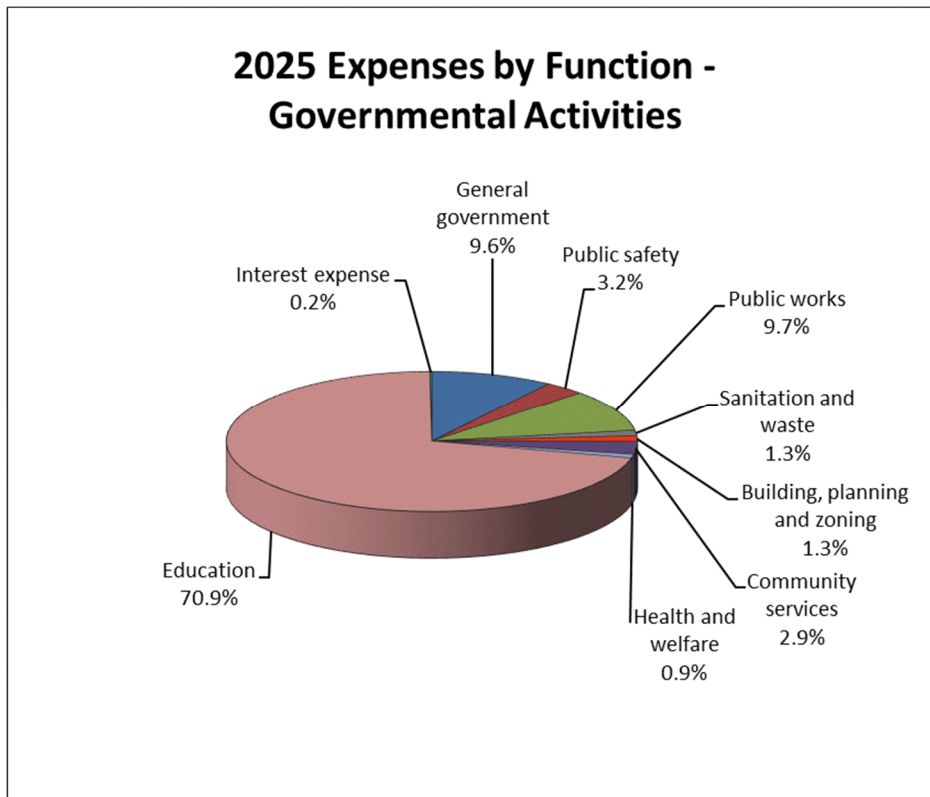
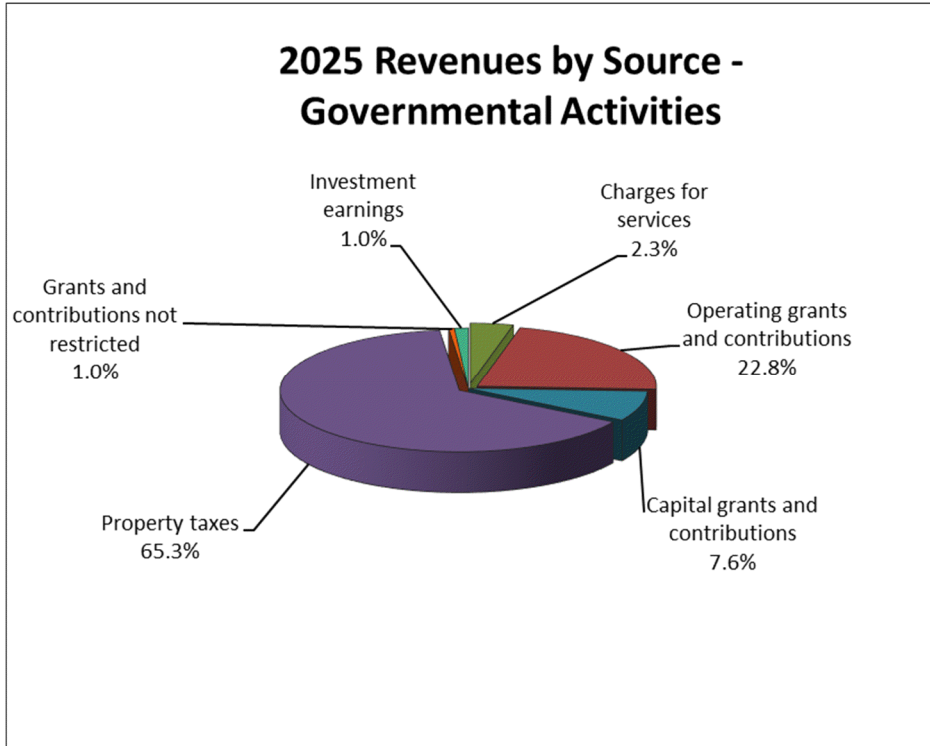
Changes in net position for the years ended June 30, 2025 and 2024 are as follows.

	2025	2024	\$ Variance	% Variance
Revenues:				
Program revenues:				
Charges for services	\$ 613,807	\$ 366,367	\$ 247,440	67.5%
Operating grants and contributions	3,467,625	3,534,671	(67,046)	-1.9%
Capital grants and contributions	1,245,359	1,173,246	72,113	6.1%
General revenues:				
Property taxes	10,222,557	10,153,248	69,309	0.7%
Grants and contributions not restricted	79,362	153,646	(74,284)	-48.3%
Investment earnings	198,684	146,004	52,680	36.1%
Total revenues	<u>15,827,394</u>	<u>15,527,182</u>	<u>300,212</u>	1.9%
Expenses:				
General government	1,368,723	1,246,462	122,261	9.8%
Public safety	454,270	413,617	40,653	9.8%
Public works	1,386,170	1,087,246	298,924	27.5%
Sanitation and waste	180,595	161,012	19,583	12.2%
Building, planning and zoning	182,068	169,503	12,565	7.4%
Community services	418,406	314,415	103,991	33.1%
Health and welfare	122,188	115,651	6,537	5.7%
Education	10,098,941	9,780,999	317,942	3.3%
Interest expense	22,864	17,764	5,100	100.0%
Total expenses	<u>14,234,225</u>	<u>13,306,669</u>	<u>927,556</u>	7.0%
Change in net position	<u>\$ 1,593,169</u>	<u>\$ 2,220,513</u>	<u>\$ (627,344)</u>	-28.3%

TOWN OF ANDOVER, CONNECTICUT
MANAGEMENT'S DISCUSSION AND ANALYSIS (UNAUDITED) (Continued)
AS OF AND FOR THE YEAR ENDED JUNE 30, 2025

GOVERNMENT-WIDE FINANCIAL ANALYSIS (Continued)

Changes in Net Position (Continued)



TOWN OF ANDOVER, CONNECTICUT
MANAGEMENT'S DISCUSSION AND ANALYSIS (UNAUDITED) *(Continued)*
AS OF AND FOR THE YEAR ENDED JUNE 30, 2025

GOVERNMENT-WIDE FINANCIAL ANALYSIS *(Continued)*

Governmental Activities

Governmental activities increased the Town's net position by \$1,593,169 during the current fiscal year.

Revenues generated by the Town increased by \$300,212 or 1.9% over the prior year due primarily to increases in capital grants, property taxes, investments earnings and charges for services. The increase in charges for services is primarily due to an increase in preschool tuition recognized during the fiscal year.

Expenses incurred by the Town increased by \$927,556 or 7.0%. Education expenses increased by \$317,942 or 3.3% in part due to an increase in on-behalf revenues and expenses recognized in connection with the Town's participation in the Connecticut Teachers' Retirement System. In addition, public works expenses increased by \$298,924 primarily due to noncapitalized road maintenance expensed during the fiscal year.

FINANCIAL ANALYSIS OF THE TOWN'S FUNDS

As noted earlier, the Town uses fund accounting to ensure and demonstrate compliance with finance-related legal requirements.

Governmental Funds

The focus of the Town's governmental funds is to provide information on near-term inflows, outflows, and balances of spendable resources. Such information is useful in assessing the Town's financing requirements. In particular, unassigned fund balance may serve as a useful measure of the Town's net resources available for spending at the end of the fiscal year.

As of the end of the current fiscal year, the Town's governmental funds reported combined ending fund balances of \$6,137,380, an increase of \$957,608 in comparison with the prior year. Of this amount, \$5,811,510 consists of unrestricted fund balance (committed, assigned and unassigned), which is available for spending at the Town's discretion.

General Fund

The General Fund is the chief operating fund of the Town. At the end of the current fiscal year, unassigned fund balance of the General Fund was \$2,025,042. As a measure of the General Fund's liquidity, it may be useful to compare unassigned fund balance to total General Fund expenditures. At the end of the current fiscal year, unassigned fund balance for the General Fund was 15.5% of the Town's total fiscal year 2026 General Fund budgetary expenditure appropriation. Expressed another way, unassigned fund balance for the General Fund was sufficient to cover approximately 1.86 months of General Fund operating expenditures.

TOWN OF ANDOVER, CONNECTICUT
MANAGEMENT'S DISCUSSION AND ANALYSIS (UNAUDITED) *(Continued)*
AS OF AND FOR THE YEAR ENDED JUNE 30, 2025

FINANCIAL ANALYSIS OF THE TOWN'S FUNDS *(Continued)*

Capital Reserve Fund

The fund balance of the Capital Reserve Fund increased by \$441,816 during the current fiscal year from \$1,780,662 as of June 30, 2024 to \$2,222,478 as of June 30, 2025. The current year increase reflects budgetary transfers in from the General Fund offset by the use of capital reserves. Significant capital outlays consisted of facility and infrastructure improvements.

GENERAL FUND BUDGETARY HIGHLIGHTS

The Town's original and final budget planned for the use of fund balance of \$79,280 to reduce the amount of property taxes levied. The actual net change in fund balance of the General Fund on a budgetary basis was an increase of \$302,460, resulting in a favorable budgetary variance of \$381,740. Revenues and other financing sources were \$166,136 more than budgeted and expenditures and other financing uses were \$215,604 less than budgeted. The budgetary results include the transfer of a portion of the education surplus for the year of \$86,961 to the School District's nonlapsing reserve fund.

CAPITAL ASSET AND DEBT ADMINISTRATION

Capital Assets

The Town's investment in capital assets as of June 30, 2025 and 2024 totaled \$11,316,541 and \$10,514,505, respectively (net of accumulated depreciation). This investment in capital assets includes construction in progress, land, buildings and improvements, machinery, equipment and vehicles and infrastructure assets such as roads and bridges. The total increase in the Town's investment in capital assets for the current fiscal year was \$802,036 or 7.6%, which consisted of capital asset additions of \$1,447,978, offset by current year depreciation of \$613,309.

Major capital asset additions during the current fiscal year consisted of outlays related to the Bunker Hill bridge project, the construction of a multi-use path, electrical upgrades to the firehouse, AES bathroom renovations, and the construction of a new community and senior center.

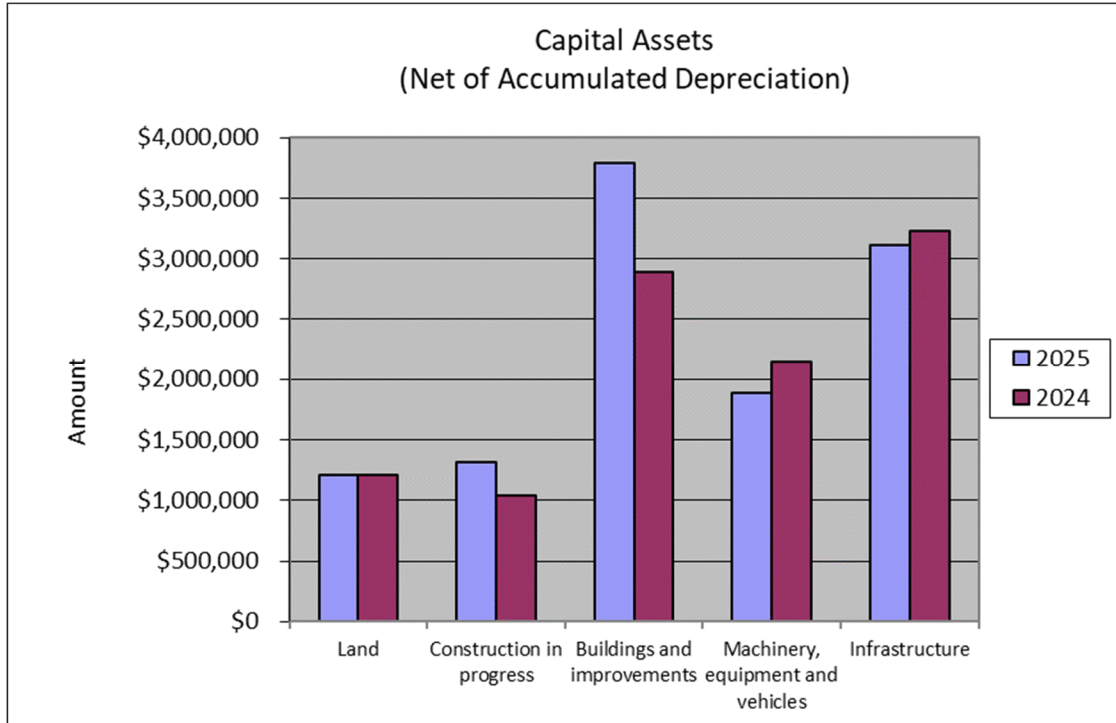
The following table is a two-year comparison of the investment in capital assets:

	2025	2024	\$ Variance	% Variance
Land	\$ 1,205,733	\$ 1,205,733	\$ -	0%
Construction in progress	1,315,242	1,038,910	276,332	27%
Buildings and improvements	3,791,489	2,892,399	899,090	31.1%
Machinery, equipment and vehicles	1,885,670	2,147,553	(261,883)	-12.2%
Infrastructure	3,118,407	3,229,910	(111,503)	-3.5%
Totals	<u>\$ 11,316,541</u>	<u>\$ 10,514,505</u>	<u>\$ 802,036</u>	7.6%

TOWN OF ANDOVER, CONNECTICUT
 MANAGEMENT'S DISCUSSION AND ANALYSIS (UNAUDITED) (Continued)
 AS OF AND FOR THE YEAR ENDED JUNE 30, 2025

CAPITAL ASSET AND DEBT ADMINISTRATION (Continued)

Capital Assets (Continued)



Additional information on the Town's capital assets can be found in the notes to the basic financial statements of this report.

Long-term Debt

At the end of the current fiscal year, the Town had long-term debt outstanding of \$230,779, which consisted of financed purchase arrangements. The change in the Town's long-term debt is the result of regularly schedule debt service repayments.

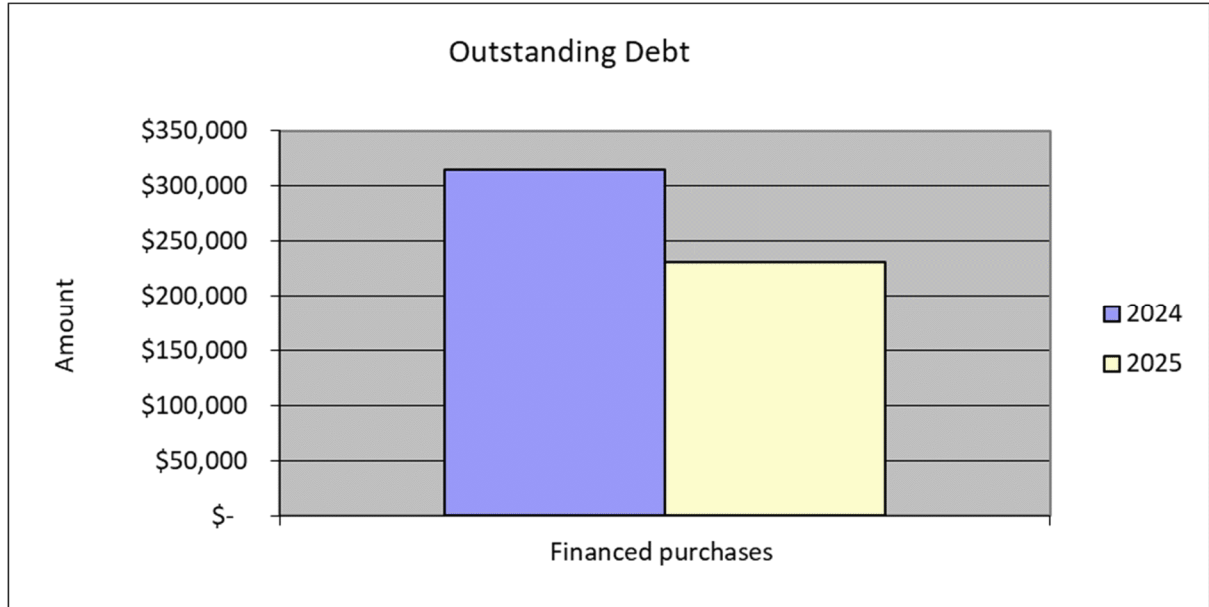
The following table is a two-year comparison of long-term debt:

	2025	2024	\$ Variance	% Variance
Financed purchases	\$ 230,779	\$ 314,641	\$ (83,862)	-27%

TOWN OF ANDOVER, CONNECTICUT
MANAGEMENT'S DISCUSSION AND ANALYSIS (UNAUDITED) *(Continued)*
AS OF AND FOR THE YEAR ENDED JUNE 30, 2025

CAPITAL ASSET AND DEBT ADMINISTRATION *(Continued)*

Long-term Debt *(Continued)*



Additional information on the Town's long-term debt can be found in the notes to the basic financial statements of this report.

ECONOMIC FACTORS AND NEXT YEAR'S BUDGETS AND RATES

A summary of key economic factors affecting the Town are as follows:

- The Town receives intergovernmental revenues from the State of Connecticut. Connecticut's economy moves in the same general cycle as the national economy, which from time to time will affect the amount of intergovernmental revenues the Town will receive.
- The unemployment rate for the Town compares favorably to the state's average unemployment rate and the national unemployment rate.
- Inflationary trends in the region compare favorably to national indices.

All of these factors were considered in preparing the Town's budget for fiscal year 2026.

REQUESTS FOR INFORMATION

This financial report is designed to provide a general overview of the Town's finances for all those with an interest in the Town's finances. Questions concerning any of the information provided in this report or requests for additional information should be addressed to the Administrator's Office, Town of Andover, 17 School Road, Andover, CT 06278.

BASIC FINANCIAL STATEMENTS

TOWN OF ANDOVER, CONNECTICUT
STATEMENT OF NET POSITION
AS OF JUNE 30, 2025

	Governmental Activities
ASSETS	
Cash and cash equivalents	\$ 6,385,454
Investments	62,936
Receivables:	
Property taxes	348,068
Interest on property taxes	231,492
Grants and contracts	737,767
Other	17,572
Other assets	1,570
Capital assets:	
Non-depreciable	2,520,975
Depreciable, net	8,795,566
Total assets	19,101,400
DEFERRED OUTFLOWS OF RESOURCES	
Pension related	446,269
OPEB related	468,911
Total deferred outflows of resources	915,180
LIABILITIES	
Accounts payable	911,331
Accrued liabilities	97,558
Unearned revenue	137,033
Deposits payable	42,515
Noncurrent liabilities:	
Due within one year	167,911
Due in more than one year	2,070,524
Total liabilities	3,426,872
DEFERRED INFLOWS OF RESOURCES	
Pension related	144,797
OPEB related	456,535
Total deferred inflows of resources	601,332
NET POSITION	
Net investment in capital assets	11,085,762
Restricted for:	
Endowments - nonexpendable	58,795
Endowments - expendable	77,711
Grant programs	187,794
Unrestricted	4,578,314
Total net position	\$ 15,988,376

The accompanying notes are an integral part of these financial statements.

TOWN OF ANDOVER, CONNECTICUT
STATEMENT OF ACTIVITIES
FOR THE YEAR ENDED JUNE 30, 2025

<u>Functions/Programs</u>	<u>Expenses</u>	<u>Program Revenues</u>			<u>Net (Expense) Revenue and Changes in Net Position - Governmental Activities</u>
		<u>Charges for Services</u>	<u>Operating Grants and Contributions</u>	<u>Capital Grants and Contributions</u>	
Governmental activities:					
General government	\$ 1,368,723	\$ 105,241	\$ 39,899	\$ 48,802	\$ (1,174,781)
Public safety	454,270	27,898	5,000	-	(421,372)
Public works	1,386,170	40,000	199,433	1,104,436	(42,301)
Sanitation and waste	180,595	52,587	-	-	(128,008)
Building, planning and zoning	182,068	81,915	-	-	(100,153)
Community services	418,406	15,460	38,730	92,121	(272,095)
Health and welfare	122,188	-	-	-	(122,188)
Education	10,098,941	290,706	3,184,563	-	(6,623,672)
Interest expense	22,864	-	-	-	(22,864)
Total governmental activities	<u>\$ 14,234,225</u>	<u>\$ 613,807</u>	<u>\$ 3,467,625</u>	<u>\$ 1,245,359</u>	<u>(8,907,434)</u>
General revenues:					
					10,222,557
					79,362
					198,684
					<u>10,500,603</u>
					1,593,169
					<u>14,395,207</u>
					<u>\$ 15,988,376</u>

The accompanying notes are an integral part of these financial statements.

TOWN OF ANDOVER, CONNECTICUT

BALANCE SHEET -
GOVERNMENTAL FUNDS
AS OF JUNE 30, 2025

	General Fund	Capital Reserve Fund	Nonmajor Governmental Funds	Total Governmental Funds
ASSETS				
Cash and cash equivalents	\$ 5,500,308	\$ 425,418	\$ 459,728	\$ 6,385,454
Investments	-	-	62,936	62,936
Receivables:				
Property taxes	348,068	-	-	348,068
Interest on property taxes	231,492	-	-	231,492
Grants and contracts	-	-	737,767	737,767
Other	17,226	-	346	17,572
Due from other funds	332,209	1,817,020	940,322	3,089,551
Other current assets	1,570	-	-	1,570
Total assets	<u>\$ 6,430,873</u>	<u>\$ 2,242,438</u>	<u>\$ 2,201,099</u>	<u>\$ 10,874,410</u>
LIABILITIES				
Accounts payable	\$ 902,804	\$ -	\$ 8,527	\$ 911,331
Accrued liabilities	97,558	-	-	97,558
Due to other funds	2,757,342	19,960	312,249	3,089,551
Deposits payable	42,515	-	-	42,515
Unearned revenue	-	-	137,033	137,033
Total liabilities	<u>3,800,219</u>	<u>19,960</u>	<u>457,809</u>	<u>4,277,988</u>
DEFERRED INFLOWS OF RESOURCES				
Unavailable revenue - property taxes	459,042	-	-	459,042
FUND BALANCES				
Nonspendable	1,570	-	58,795	60,365
Restricted	-	-	265,505	265,505
Committed	-	2,230,095	1,419,420	3,649,515
Assigned	145,000	-	-	145,000
Unassigned	2,025,042	(7,617)	(430)	2,016,995
Total fund balances	<u>2,171,612</u>	<u>2,222,478</u>	<u>1,743,290</u>	<u>6,137,380</u>
Total liabilities, deferred inflows of resources, and fund balances	<u>\$ 6,430,873</u>	<u>\$ 2,242,438</u>	<u>\$ 2,201,099</u>	<u>\$ 10,874,410</u>

The accompanying notes are an integral part of these financial statements.

TOWN OF ANDOVER, CONNECTICUT
RECONCILIATION OF THE BALANCE SHEET - GOVERNMENTAL FUNDS
TO THE GOVERNMENT-WIDE STATEMENT OF NET POSITION
AS OF JUNE 30, 2025

Total fund balances for governmental funds		\$ 6,137,380
Total net position reported for governmental activities in the statement of net position is different because:		
Capital assets used in governmental activities are not financial resources and therefore are not reported in the governmental funds. Those assets consist of:		
Land	\$ 1,315,242	
Construction in progress	1,205,733	
Buildings and improvements	12,344,200	
Machinery, equipment and vehicles	4,642,014	
Infrastructure	4,030,101	
Less: accumulated depreciation and amortization	<u>(12,220,749)</u>	
Total capital assets, net		11,316,541
Some of the Town's revenues will be collected after year end, but are not available soon enough to pay for the current period's expenditures and therefore are reported as deferred inflows of resources in the funds.		
		459,042
Long-term liabilities applicable to the Town's governmental activities are not due and payable in the current period and accordingly are not reported as fund liabilities. All liabilities - both current and long-term - are reported in the statement of net position.		
Long-term debt:		
Financed purchases	(230,779)	
Other long-term liabilities:		
Compensated absences	(259,051)	
Net pension liability	(1,542,020)	
Total OPEB liability	<u>(206,585)</u>	
Total long-term liabilities		(2,238,435)
Deferred outflows and inflows of resources resulting from changes in the components of the Town's net pension and total OPEB liabilities are reported in the statement of net position.		
		<u>313,848</u>
Net position of governmental activities		<u><u>\$ 15,988,376</u></u>

The accompanying notes are an integral part of these financial statements.

TOWN OF ANDOVER, CONNECTICUT
STATEMENT OF REVENUES, EXPENDITURES AND CHANGES IN FUND BALANCES -
GOVERNMENTAL FUNDS
FOR THE YEAR ENDED JUNE 30, 2025

	General Fund	Capital Reserve Fund	Nonmajor Governmental Funds	Total Governmental Funds
REVENUES				
Property taxes	\$ 10,372,025	\$ -	\$ -	\$ 10,372,025
Intergovernmental	2,775,987	53,802	1,792,850	4,622,639
Charges for services	239,743	-	304,064	543,807
Investment earnings	186,601	345	11,738	198,684
Other	-	700	53,119	53,819
Total revenues	<u>13,574,356</u>	<u>54,847</u>	<u>2,161,771</u>	<u>15,790,974</u>
EXPENDITURES				
Current:				
General government	1,213,771	-	13,667	1,227,438
Public safety	166,180	-	174,013	340,193
Public works	633,166	-	118,089	751,255
Sanitation and waste	178,805	-	-	178,805
Building planning and zoning	180,709	-	-	180,709
Community services	231,721	-	166,447	398,168
Health and welfare	122,188	-	-	122,188
Education	9,049,765	-	676,078	9,725,843
Capital outlays	-	705,647	1,161,394	1,867,041
Debt service:				
Principal payments	-	35,712	48,150	83,862
Interest and fiscal charges	-	12,133	10,731	22,864
Total expenditures	<u>11,776,305</u>	<u>753,492</u>	<u>2,368,569</u>	<u>14,898,366</u>
Excess (deficiency) of revenues over expenditures	1,798,051	(698,645)	(206,798)	892,608
OTHER FINANCING SOURCES (USES)				
Proceeds from sale of capital assets	-	65,000	-	65,000
Transfers in	-	1,075,461	420,130	1,495,591
Transfers out	(1,495,591)	-	-	(1,495,591)
Total other financing sources (uses)	<u>(1,495,591)</u>	<u>1,140,461</u>	<u>420,130</u>	<u>65,000</u>
Net change in fund balances	302,460	441,816	213,332	957,608
Fund balances - beginning	<u>1,869,152</u>	<u>1,780,662</u>	<u>1,529,958</u>	<u>5,179,772</u>
Fund balances - ending	<u>\$ 2,171,612</u>	<u>\$ 2,222,478</u>	<u>\$ 1,743,290</u>	<u>\$ 6,137,380</u>

The accompanying notes are an integral part of these financial statements.

TOWN OF ANDOVER, CONNECTICUT
RECONCILIATION OF THE STATEMENT OF REVENUES, EXPENDITURES AND CHANGES IN FUND BALANCES -
GOVERNMENTAL FUNDS TO THE GOVERNMENT-WIDE STATEMENT OF ACTIVITIES
FOR THE YEAR ENDED JUNE 30, 2025

Net change in fund balances - total governmental funds	\$	957,608
Total change in net position reported for governmental activities in the statement of activities is different because:		
<p>Governmental funds report capital outlays as expenditures. However, in the statement of activities the cost of those assets is allocated over their estimated useful lives and reported as depreciation expense. The amount by which capital outlays exceeded depreciation and amortization expense in the current period is as follows:</p>		
Expenditures for capital assets	\$ 1,447,978	
Depreciation and amortization expense	<u>(613,309)</u>	
Net adjustment		834,669
<p>In the statement of activities, only the gain on the sale of capital assets is reported whereas the proceeds from the sale increase financial resources in the governmental funds.</p>		
		(32,633)
<p>Certain revenues reported in the statement of activities do not provide current financial resources and therefore are reported as deferred inflow of resources in governmental funds. This amount represents the change in unavailable revenues.</p>		
		(149,468)
<p>The issuance of long-term debt provides current financial resources to governmental funds, while the repayment of principal on long-term debt consumes the current financial resources of governmental funds. Neither transaction, however, has any effect on net position. The net effect of these differences in the treatment of long-term debt is as follows:</p>		
Principal repayments:		
Financed purchases	<u>83,862</u>	
Net adjustment		83,862
<p>Under the modified accrual basis of accounting used in the governmental funds, expenditures are not recognized for transactions that are not normally paid with expendable available financial resources. In the statement of activities, however, which is presented on the accrual basis, expenses and liabilities are reported regardless of when financial resources are available. In addition, interest on long-term debt is not recognized under the modified accrual basis of accounting until due, rather than as it accrues. The net effect of such items is as follows:</p>		
Compensated absences	(89,635)	
Net pension liability	137,268	
Total OPEB liability	<u>335,026</u>	
Net adjustment		382,659
<p>Deferred outflows and inflows of resources resulting from changes in the components of the net pension liability are amortized as a component of pension expense in the statement of activities.</p>		
		<u>(483,528)</u>
Change in net position of governmental activities	\$	<u><u>1,593,169</u></u>

The accompanying notes are an integral part of these financial statements.

TOWN OF ANDOVER, CONNECTICUT
NOTES TO FINANCIAL STATEMENTS
AS OF AND FOR THE YEAR ENDED JUNE 30, 2025

NOTE 1 - SUMMARY OF SIGNIFICANT ACCOUNTING POLICIES

The financial statements of Town of Andover, Connecticut, (the Town) have been prepared in conformity with accounting principles generally accepted in the United States of America, as applied to government units. The Governmental Accounting Standards Board (GASB) is the accepted standard-setting body for establishing governmental accounting and financial reporting principles. The Town's significant accounting policies are described below.

Financial Reporting Entity

History and Organization

The Town of Andover, Connecticut, was settled in 1848 and covers 39.5 square miles located in Tolland County. The Town operates under a Board of Selectmen, Town Meeting and Board of Finance form of government and provides the following services as authorized by Connecticut General Statutes: public works, public safety, sanitation and waste, building, planning and zoning, community services, health and welfare, education and general administrative services.

The legislative power of the Town is with the Board of Selectmen and Town Meeting. The Board of Selectmen may enact, amend or repeal ordinances and resolutions. The Board of Finance is responsible for financial and taxation matters as prescribed by Connecticut General Statutes, and is responsible for presenting fiscal operating budgets for Town Meeting approval.

The basic financial statements of the reporting entity include only the funds of the Town as no component units exist based on operational or financial relationships with the Town.

Related Organizations

The Town is a member of Regional School District No. 8 (the District), which is located in Hebron, Connecticut. The District provides educational services for the grade 7 through 12 populations within its member towns. The activities of the District are primarily supported by assessments made to member towns. In addition to annual member assessments, the Town is contingently liable for its pro-rata share of the District's outstanding bonds. The District is governed by an elected Board of Education and issues publicly available financial reports.

The Town contracts for fire protection and emergency ambulance services from the Andover Volunteer Fire Department, Inc. (the Department), a legally separate 501(c)(3) nonprofit corporation. The Town funds a significant portion of the Department's operating and capital activities.

TOWN OF ANDOVER, CONNECTICUT
NOTES TO FINANCIAL STATEMENTS *(Continued)*
AS OF AND FOR THE YEAR JUNE 30, 2025

NOTE 1 - SUMMARY OF SIGNIFICANT ACCOUNTING POLICIES *(Continued)*

Government-Wide and Fund Financial Statements

Government-wide Financial Statements

The statement of net position and the statement of activities display information about the Town and include the financial activities of the overall government, except for fiduciary activities. Eliminations have been made to minimize the double-counting of internal activities, however interfund services provided and used are not eliminated in the process of consolidation. The statements are intended to distinguish between governmental and business-type activities. Governmental activities generally are financed through taxes, intergovernmental revenues, and other non-exchange transactions. Business-type activities are financed in whole or in part by fees charged to external parties. The Town has no business-type activities.

The statement of activities demonstrates the degree to which the direct expenses of a given function are offset by program revenues. Direct expenses are those that are clearly identifiable with a specific function. Program revenues include 1) charges to customers or applicants who purchase, use, or directly benefit from goods, services, or privileges provided by a given function and 2) grants and contributions that are restricted to meeting the operational or capital requirements of a particular function. Taxes and other items not properly included among program revenues are reported as general revenues.

Fund Financial Statements

The fund financial statements provide information about the Town's funds. The emphasis of fund financial statements is on major governmental funds, each displayed in a separate column. All remaining governmental funds are aggregated and reported as nonmajor funds.

The Town reports the following major governmental funds:

General Fund - This fund is the Town's primary operating fund. It accounts for all financial resources of the general government, except those required to be accounted for in another fund.

Capital Reserve Fund - This fund is used to account for the revenues and expenditures relating to construction, repairs and capital purchases.

Additionally, the Town reports the following fund types:

Special Revenue Funds - These funds account for proceeds of specific revenue sources that are restricted or committed to expenditure for specified purposes other than debt service or capital projects.

Capital Projects Funds - These funds account for financial resources that are restricted, committed, or assigned to expenditure for capital outlays.

Permanent Funds - These funds account for resources that are restricted to the extent that only earnings, and not principal, may be used for purposes that support the Town's programs.

TOWN OF ANDOVER, CONNECTICUT
NOTES TO FINANCIAL STATEMENTS *(Continued)*
AS OF AND FOR THE YEAR JUNE 30, 2025

NOTE 1 - SUMMARY OF SIGNIFICANT ACCOUNTING POLICIES *(Continued)*

Measurement Focus and Basis of Accounting

The accounting and financial reporting treatment is determined by the applicable measurement focus and basis of accounting. Measurement focus indicates the type of resources being measured such as *current financial resources* or *economic resources*. The basis of accounting indicates the timing of recognition in the financial statements of various kinds of transactions or events.

The government-wide financial statements are reported using the *economic resources measurement focus* and the *accrual basis of accounting*. Revenues are recorded when earned and expenses are recorded when a liability is incurred, regardless of the timing of related cash flows. Property taxes are recognized as revenues in the year for which they are levied. Grants and similar items are recognized as revenue as soon as all eligibility requirements imposed by the provider have been met.

The governmental fund financial statements are reported using the *current financial resources measurement focus* and the *modified accrual basis of accounting*. Revenues are recognized when they have been earned and they are both measurable and available. Revenues are considered to be available when they are collectible within the current period or soon enough thereafter to pay liabilities of the current period. For this purpose, the Town considers revenues to be available if they are collected within 60 days of the end of the current fiscal period. Expenditures generally are recorded when a liability is incurred, as under accrual accounting. However, debt service principal and interest expenditures on general long-term debt, including lease liabilities, as well as expenditures related to compensated absences, claims and judgments, and postemployment benefits are recognized later based on specific accounting rules applicable to each, generally when payment is due. General capital asset acquisitions, including entering into contracts giving the Town the right to use leased assets, are reported as expenditures in governmental funds. Issuance of long-term debt and financing through leases are reported as other financing sources.

Property taxes and interest associated with the current fiscal period are all considered to be susceptible to accrual and so have been recognized as revenues in the current fiscal period. Entitlements are recorded as revenues when all eligibility requirements are met, including any time requirements, and the amount is either received or available to be received during the period or within the availability period for this revenue source (within 60 days of yearend). Expenditure-driven grants are recognized as revenue when the qualifying expenditures have been incurred and all other eligibility requirements have been met, and the amount is either received or available to be received during the period or within the availability period for this revenue source (within 60 days of yearend). All other revenue items are considered to be measurable and available only when the cash is received.

Assets, Liabilities, Deferred Outflows and Inflows of Resources and Net Position/Fund Balance

Cash and Cash Equivalents

The Town's cash and cash equivalents are considered to be cash on hand, demand deposits, and short-term investments with original maturities of three months or less from the date of acquisition.

Investments

Investments with a maturity of less than one year when purchased, non-negotiable certificates of deposit, and other nonparticipating investments are reported at cost or amortized cost. Investments in certain external investment pools that meet specific criteria for measuring its investments at amortized cost are reported at amortized cost. All other investments in external investment pools and investments with maturity greater than one year when purchased are stated at fair value. Fair value is the price that would be received to sell an investment in an orderly transaction at year end.

TOWN OF ANDOVER, CONNECTICUT
NOTES TO FINANCIAL STATEMENTS *(Continued)*
AS OF AND FOR THE YEAR JUNE 30, 2025

NOTE 1 - SUMMARY OF SIGNIFICANT ACCOUNTING POLICIES *(Continued)*

Assets, Liabilities, Deferred Outflows and Inflows of Resources and Net Position/Fund Balance *(Continued)*

Donor-restricted Endowments

The Town allocates investment income on endowment investments in accordance with donor restrictions and Connecticut law. The State of Connecticut adopted the provisions of the Uniform Prudent Management of Institutional Funds Act (UPMIFA) effective October 1, 2007. UPMIFA requires the investment of endowments in good faith and with the care that an ordinarily prudent person in a like position would exercise under similar circumstances. It requires prudence in incurring investment costs, authorizing only costs that are appropriate and reasonable. Factors to be considered in investing are expanded to include, for example, the effects of inflation. UPMIFA emphasizes that investment decisions be made in relation to the overall resources of the Town.

Property Taxes

Property taxes are assessed as of October 1. Taxes are billed in the following July and are due in four installments, July 1, October 1, January 1, and April 1. Personal property and motor vehicle taxes are billed in July and are due in four installments. A supplemental motor vehicle tax is billed in one installment on January 1. Taxes not paid within 30 days of the due date are subject to an interest charge of 1.5% per month. Liens are effective on the assessment date and are continued by filing before the end of the year following the due date. Assessments for real and personal property, excluding motor vehicles, are computed at 70% of the market value. No allowance for doubtful accounts has been recorded on property tax receivables as liens are either filed when amounts become past due or such amounts have been deemed immaterial.

Capital Assets

Capital assets, which include property, equipment, and infrastructure assets (e.g. roads, bridges, sidewalks, and similar items), are reported in the government-wide financial statements. Capital assets are defined by the Town as assets with an initial individual cost of more than \$5,000 for land, building and improvements, machinery, equipment and vehicles, and an estimated useful life in excess of one year.

As the Town constructs or acquires capital assets each period, they are capitalized and reported at historical cost. The reported value excludes normal maintenance and repairs, which are amounts spent in relation to capital assets that do not increase the asset's capacity or efficiency or increase its estimated useful life. Donated capital assets are recorded at acquisition value at the date of donation. Acquisition value is the price that would be paid to acquire an asset with equivalent service potential on the date of the donation. Intangible assets follow the same capitalization policies as tangible capital assets and are reported with tangible assets in the appropriate capital asset class.

Land and construction in progress are not depreciated. Other tangible and intangible property and equipment are depreciated/amortized using the straight-line method over the following estimated useful lives:

Assets	Years
Buildings and improvements	30 - 50
Machinery, equipment and vehicles	3 - 10
Infrastructure	30 - 50

TOWN OF ANDOVER, CONNECTICUT
NOTES TO FINANCIAL STATEMENTS *(Continued)*
AS OF AND FOR THE YEAR JUNE 30, 2025

NOTE 1 - SUMMARY OF SIGNIFICANT ACCOUNTING POLICIES *(Continued)*

Assets, Liabilities, Deferred Outflows and Inflows of Resources and Net Position/Fund Balance *(Continued)*

Leases (as Lessor)

The Town recognizes a lease receivable and a deferred inflow of resources in the government-wide and governmental fund financial statements. At the commencement of a lease, the Town initially measures the lease receivable at the present value of payments expected to be received during the lease term. Subsequently, the lease receivable is reduced by the principal portion of lease payments received. The deferred inflow of resources is initially measured as the initial amount of the lease receivable, adjusted for lease payments received at or before the lease commencement date. Subsequently, the deferred inflow of resources is recognized as revenue over the life of the lease term.

Key estimates and judgments include how the Town determines (1) the discount rate it uses to discount the expected lease receipts to present value, (2) lease term, and (3) lease receipts. The Town uses its estimated incremental borrowing rate as the discount rate for leases. The lease term includes the noncancellable period of the lease. Lease receipts included in the measurement of the lease receivable is composed of fixed payments from the lessee. The Town monitors changes in circumstances that would require a remeasurement of its lease, and will remeasure the lease receivable and deferred inflows of resources if certain changes occur that are expected to significantly affect the amount of the lease receivable.

Unearned Revenue

This liability represents resources that have been received but not yet earned.

Deferred Outflows and Inflows of Resources

Deferred outflows and inflows of resources represents a consumption or acquisition of net assets that applies to a future period(s) and so will not be recognized as an outflow or inflow of resources until that time. The Town reports deferred charges on pension and other post-employment benefit (OPEB) expenses in the government-wide statement of net position. Deferred charges on pension and OPEB expenses are amortized as a component of pension and OPEB expense on a systematic and rational basis.

The Town also reports unavailable revenue from property taxes and related interest in the governmental funds balance sheet. These amounts are deferred and recognized as an inflow of resources in the period that the amounts become available.

Long-term Obligations

Long-term Debt

The applicable accounting standards define debt as a liability that arises from a contractual obligation to pay cash, or other assets that may be used in lieu of cash, in one or more payments to settle and amount that is fixed at the date the contractual obligation is established. For disclosure purposes, debt does not include accounts payable or leases, except for contracts reported as financed purchase of the underlying assets.

In the government-wide financial statements, long-term debt is reported as liabilities in the statement of net position. Premiums and discounts on long-term debt are deferred and amortized over the life of the related debt using the effective interest rate method and the debt is reported net of any unamortized premium or discount. In the governmental fund financial statements, premiums and discounts are recognized in the current period.

TOWN OF ANDOVER, CONNECTICUT
NOTES TO FINANCIAL STATEMENTS *(Continued)*
AS OF AND FOR THE YEAR JUNE 30, 2025

NOTE 1 - SUMMARY OF SIGNIFICANT ACCOUNTING POLICIES *(Continued)*

Assets, Liabilities, Deferred Outflows and Inflows of Resources and Net Position/Fund Balance *(Continued)*

Long-term Obligations *(Continued)*

Long-term Debt (Continued)

In the governmental fund financial statements, debt premiums and discounts are recognized during the current period. The face amount of debt issued is reported as other financing sources. Premiums received on debt issuances are reported as other financing sources while discounts on debt issuances are reported as other financing uses. Issuance costs, whether or not withheld from the actual debt proceeds received, are reported as debt service expenditures.

Leases (as Lessee)

The Town recognizes a lease liability and an intangible right-to-use lease asset (lease asset) for a noncancellable lease in the government-wide financial statements. The Town recognizes lease liabilities with an initial, individual value of \$40,000 or more.

Compensated Absences

Compensated absences represent leave for which employees are entitled to receive payment. This includes cash payments for leave taken, payouts for unused leave upon termination of employment, and noncash settlements. Liabilities for compensated absences, including salary related payments, are reported in the government-wide financial statements for leave that is more likely than not to be used or otherwise paid or settled, and for leave that has been taken but not yet paid or settled. The Town considers benefits earned in the current year to be used before any benefits carried forward from prior years.

Net Position

For government-wide reporting, the difference between assets and deferred outflows of resources less liabilities and deferred inflows of resources is called net position. Net position is comprised of three components: net investment in capital assets, restricted, and unrestricted.

Net investment in capital assets - This component of net position consists of capital assets, net of accumulated depreciation and amortization and reduced by outstanding balances for bonds, notes and other debt that are attributed to the acquisition, construction or improvement of those assets. Deferred outflows and inflows of resources that are attributable to the acquisition, construction, or improvement of those assets or related are also included in this component of net position.

Restricted net position - This component of net position consists of restricted assets reduced by liabilities and deferred inflows of resources related to those assets. Assets are reported as restricted when constraints are placed on the use of those assets either by external parties or by law through constitutional provision or enabling legislation.

Unrestricted net position - This component of net position is the net amount of the assets, deferred outflows of resources, liabilities, and deferred inflows of resources that does not meet the definition of the two preceding categories.

TOWN OF ANDOVER, CONNECTICUT
NOTES TO FINANCIAL STATEMENTS *(Continued)*
AS OF AND FOR THE YEAR JUNE 30, 2025

NOTE 1 - SUMMARY OF SIGNIFICANT ACCOUNTING POLICIES *(Continued)*

Assets, Liabilities, Deferred Outflows and Inflows of Resources and Net Position/Fund Balance *(Continued)*

Net Position *(Continued)*

Sometimes the Town will fund outlays for a particular purpose from both restricted and unrestricted resources. In order to calculate the amounts to report as restricted net position and unrestricted net position in the government-wide and proprietary fund financial statements, a flow assumption must be made about the order in which the resources are considered to be applied. It is the Town's practice to consider restricted net position to have been depleted before unrestricted net position is applied.

Fund Balance

In governmental fund types, the difference between assets and deferred outflows of resources less liabilities and deferred inflows of resources is called fund balance. The Town's governmental funds report the following categories of fund balance, based on the nature of any limitations requiring the use of resources for specific purposes.

Nonspendable - Amounts that cannot be spent because they are not in spendable form or they are legally or contractually required to be maintained intact.

Restricted - Constraints are placed on the use of resources that are either externally imposed by creditors, grantors, contributors or laws and regulations of other governments or imposed by law through enabling legislation.

Committed - Amounts can only be used for specific purposes pursuant to constraints imposed by formal action of the Board of Finance (the highest level of financial decision making authority of the Town) and cannot be used for any other purpose unless the Town removes or changes the specified use by taking the same formal action. The formal action required to be taken by the Board of Finance to commit fund balance includes formal voting procedures regulated by Connecticut General Statutes.

Assigned - Amounts are constrained by the Town's intent to be used for specific purposes, but are not restricted or committed. The Board of Finance determines assignments by way of formal resolution on behalf of the Town to document the Town's intent to use available resources for specific purposes. The applicable assignments do not require formal Town Meeting approval. A review of assignments will be performed by the Board of Finance at regularly scheduled meetings.

Unassigned - Residual classification for the General Fund or amounts necessary in other governmental funds to eliminate otherwise negative fund balance amounts in the other four categories. In accordance with the Town's fund balance policy, the Town strives to maintain a General Fund unassigned fund balance of 10.0% of current year General Fund budgetary operating expenditures.

Sometimes the Town will fund outlays for a particular purpose from both restricted and unrestricted resources (the total of committed, assigned, and unassigned fund balance). In order to calculate the amounts to report as restricted, committed, assigned, and unassigned fund balance in the governmental fund financial statements a flow assumption must be made about the order in which the resources are considered to be applied. In accordance with the Town's policy, the Town uses restricted resources first, then unrestricted resources as needed. Further, when the components of unrestricted fund balance can be used for the same purpose, committed fund balance is depleted first, followed by assigned fund balance. Unassigned fund balance is applied last.

TOWN OF ANDOVER, CONNECTICUT
 NOTES TO FINANCIAL STATEMENTS *(Continued)*
 AS OF AND FOR THE YEAR JUNE 30, 2025

NOTE 1 - SUMMARY OF SIGNIFICANT ACCOUNTING POLICIES *(Continued)*

Assets, Liabilities, Deferred Outflows and Inflows of Resources and Net Position/Fund Balance *(Continued)*

Interfund Activities

During the course of operations the Town has activity between funds for various purposes. Any residual balances outstanding at year end are reported as due from/to other funds and advances to/from other funds. Further, certain activity occurs during the year involving transfers of resources between funds reported at gross amounts as transfers in/out. While these balances are reported in fund financial statements, certain eliminations are made in the preparation of the government-wide financial statements. Balances between the funds included in governmental activities are eliminated so that only the net amount is included as internal balances in the governmental activities column. Transfers between the funds included in governmental activities are eliminated so that only the net amount is included as transfers in the governmental activities column.

Use of Estimates

The preparation of financial statements in conformity with accounting principles generally accepted in the United States of America requires management to make estimates and assumptions that affect the reported amounts and disclosures in the financial statements. Actual results could differ from those estimates.

NOTE 2 - CASH DEPOSITS AND INVESTMENTS

Cash Deposits

A reconciliation of the Town's cash deposits as of June 30, 2025 is as follows:

Government-wide statement of net position:	
Cash and cash equivalents	\$ 6,385,454
Less: cash equivalents considered investments for disclosure purposes	(4,863,266)
	\$ 1,522,188

Custodial Credit Risk

Custodial credit risk is the risk that, in the event of a bank failure, the Town will not be able to recover its deposits or will not be able to recover collateral securities that are in the possession of an outside party. The Town does not have a deposit policy for custodial credit risk. As of June 30, 2025, \$1,125,532, of the Town's bank balance of \$1,875,681 was exposed to custodial credit risk as follows:

Uninsured and uncollateralized	\$ 1,012,979
Uninsured and collateralized with securities held by the pledging bank's trust department or agent held in the Town's name	112,553
	\$ 1,125,532

All of the Town's deposits were in qualified public institutions as defined by Connecticut state statute. Under this statute, any bank holding public deposits must at all times maintain, segregated from its other assets, eligible collateral in an amount equal to a certain percentage of its public deposits. The applicable percentage is determined based on the bank's risk-based capital ratio.

TOWN OF ANDOVER, CONNECTICUT
 NOTES TO FINANCIAL STATEMENTS *(Continued)*
 AS OF AND FOR THE YEAR JUNE 30, 2025

NOTE 2 - CASH DEPOSITS AND INVESTMENTS *(Continued)*

Custodial Credit Risk *(Continued)*

The amount of public deposits is determined based on either the public deposits reported on the most recent quarterly call report, or the average of the public deposits reported on the four most recent quarterly call reports, whichever is greater. The collateral is kept in the custody of the trust department of either the pledging bank or another bank in the name of the pledging bank.

Investments

A reconciliation of the Town's investments as of June 30, 2025 is as follows:

Government-wide statement of net position:		
Investments	\$	62,936
Add: cash equivalents considered investments		
for disclosure purposes		4,863,266
	\$	4,926,202

As of June 30, 2025, the Town's investments consisted of the following:

Investment type	Valuation Method	Credit Rating	Value	Investment Maturities (In Years) Less Than 1
<i>Governmental Activities:</i>				
Debt Securities:				
Short-term Investment Fund	Amortized cost	AAA	\$ 4,863,266	\$ 4,863,266
Other investments:				
Common stock	Fair value	Unrated	62,936	
Total			\$ 4,926,202	

Interest Rate Risk

The Town does not have a formal investment policy that limits Town investment maturities as a means of managing its exposure to fair value losses arising from increasing interest rates. However, its practice is to structure the investment portfolio so that securities mature to meet cash requirements for ongoing operations, thereby avoiding the need to sell securities on the open market prior to maturity, and investing operating funds primarily in shorter term securities, money market mutual funds, or similar investment pools.

Credit Risk

The Town has no investment policy that would further limit its investment choices beyond those already limited by Connecticut state statutes. Connecticut state statutes permit the Town to invest in: (1) obligations of the United States, including its instrumentalities and agencies; (2) in obligations of any state or of any political subdivision, authority or agency thereof, provided such obligations are rated within one of the top two rating categories of any recognized rating service; (3) in shares or other interests in custodial arrangements or pools maintaining constant net asset values and in highly rated no-load open end money market and mutual funds (with constant or fluctuating net asset values) whose portfolios are limited to obligations of the United States and its agencies, and repurchase agreements fully collateralized by such obligations; (4) or in obligations of the State of Connecticut or of any political subdivision thereof, provided such obligations are rated within one of the top three rating categories of any recognized rating service.

TOWN OF ANDOVER, CONNECTICUT
NOTES TO FINANCIAL STATEMENTS *(Continued)*
AS OF AND FOR THE YEAR JUNE 30, 2025

NOTE 2 - CASH DEPOSITS AND INVESTMENTS *(Continued)*

Credit Risk *(Continued)*

The Town's investments in debt securities, whose ratings are required to be disclosed, were rated by Standard & Poor's as presented above.

Custodial Credit Risk

For an investment, custodial credit risk is the risk that, in the event of the failure of a counterparty, the Town will not be able to recover the value of its investments or collateral securities that are in the possession of an outside party. The Town's investments are not exposed to custodial credit risk because they are either not evidenced by securities that exist in physical or book entry form or they are held by a reputable custodian in the name of the Town.

Concentrations of Credit Risk

Concentration of credit risk is the risk of loss attributed to the magnitude of the Town's investment in a single issuer. Investments issued or explicitly guaranteed by the U.S. government and investments in mutual funds, external investment pools, and other pooled investments are excluded from concentration of credit risk disclosures. The Town places no limit on the amount of investment in any one issuer. As of June 30, 2025, none of the Town's investments, in any one issuer that is subject to concentration of credit risk disclosures, exceeded 5% or more of the total investments reported within the government-wide statement of net position.

NOTE 3 - FAIR VALUE MEASUREMENTS

The Town measures and records its investments using fair value measurement guidelines established by generally accepted accounting principles. These guidelines recognize a three-tiered fair value hierarchy as follows:

- Level 1: Quoted prices for identical investments in active markets;
- Level 2: Observable inputs other than those in Level 1; and
- Level 3: Unobservable inputs.

Investments are classified in their entirety based on the lowest level of input that is significant to the fair value measurement. The Town's financial assets that are accounted for at fair value on a recurring basis as of June 30, 2025, by level within the fair value hierarchy are presented in the table below:

Financial Assets Measured at Fair Value	Prices in Active Market (Level 1)	Significant Other Observable Inputs (Level 2)	Significant Unobservable Inputs (Level 3)	Total
Common stock	\$ 62,936	\$ -	\$ -	\$ 62,936
		Investments measured at amortized cost		4,863,266
				<u>\$ 4,926,202</u>

TOWN OF ANDOVER, CONNECTICUT
NOTES TO FINANCIAL STATEMENTS *(Continued)*
AS OF AND FOR THE YEAR JUNE 30, 2025

NOTE 4 - CAPITAL ASSETS

Capital asset activity for the year ended June 30, 2025 consisted of the following:

	<u>Beginning Balance</u>	<u>Increases</u>	<u>Decreases</u>	<u>Ending Balance</u>
Governmental Activities				
Capital assets, not being depreciated:				
Construction in progress	\$ 1,038,910	\$ 1,267,440	\$ (991,108)	\$ 1,315,242
Land	1,205,733	-	-	1,205,733
Total capital assets, not being depreciated	<u>2,244,643</u>	<u>1,267,440</u>	<u>(991,108)</u>	<u>2,520,975</u>
Capital assets, being depreciated:				
Buildings and improvements	11,172,554	180,538	991,108	12,344,200
Machinery, equipment and vehicles	5,283,785	-	(641,771)	4,642,014
Infrastructure	4,030,101	-	-	4,030,101
Total capital assets, being depreciated	<u>20,486,440</u>	<u>180,538</u>	<u>349,337</u>	<u>21,016,315</u>
Less accumulated depreciation for:				
Buildings and improvements	8,280,155	272,556	-	8,552,711
Machinery, equipment and vehicles	3,136,232	229,250	(609,138)	2,756,344
Infrastructure	800,191	111,503	-	911,694
Total accumulated depreciation	<u>12,216,578</u>	<u>613,309</u>	<u>(609,138)</u>	<u>12,220,749</u>
Total capital assets, being depreciated, net	<u>8,269,862</u>	<u>(432,771)</u>	<u>958,475</u>	<u>8,795,566</u>
Governmental activities capital assets, net	<u>\$ 10,514,505</u>	<u>\$ 834,669</u>	<u>\$ (32,633)</u>	<u>\$ 11,316,541</u>

Depreciation expense was charged to functions of the Town as follows:

Governmental Activities:	
General government	\$ 53,482
Public safety	114,077
Public works	148,944
Sanitation and waste	1,790
Community services	102,762
Education	192,254
Total depreciation expense - governmental activities	<u>\$ 613,309</u>

TOWN OF ANDOVER, CONNECTICUT
NOTES TO FINANCIAL STATEMENTS *(Continued)*
AS OF AND FOR THE YEAR JUNE 30, 2025

NOTE 5 - INTERFUND RECEIVABLES AND PAYABLES

Interfund receivable and payable balances at June 30, 2025 are as follows:

<u>Receivable Fund</u>	<u>Payable Fund</u>	<u>Amount</u>
Governmental Funds		
General Fund	Capital Reserve Fund	\$ 19,960
	Other Governmental Funds	312,249
		<u>332,209</u>
Capital Reserve Fund	General Fund	1,817,020
Other Governmental Funds	General Fund	940,322
		<u>\$ 3,089,551</u>

The above balances resulted from the time lag between the dates that (1) interfund goods and services are provided or reimbursable expenditures occur, (2) transactions are recorded in the accounting system, and (3) payments between funds are made.

NOTE 6 - INTERFUND TRANSFERS

Interfund transfers for the year ended June 30, 2025 consisted of the following:

<u>Transfers In</u>	<u>Transfers Out</u>	<u>Amount</u>
Governmental Funds		
Capital Reserve Fund	General Fund	\$ 1,075,461
Other Governmental Funds	General Fund	420,130
		<u>\$ 1,495,591</u>

Transfers are used to (1) move revenues from the fund that statute or budget requires to collect them to the fund that statute or budget requires to expend them, and (2) to account for unrestricted revenues collected in the General Fund to finance various programs accounted for in other funds in accordance with budgetary authorizations.

TOWN OF ANDOVER, CONNECTICUT
NOTES TO FINANCIAL STATEMENTS *(Continued)*
AS OF AND FOR THE YEAR JUNE 30, 2025

NOTE 7 - LONG-TERM LIABILITIES

Changes in Long-term Liabilities

	<u>Beginning Balance</u>	<u>Increases</u>	<u>Decreases</u>	<u>Ending Balance</u>	<u>Due Within One Year</u>
Governmental Activities					
<i>Long-term debt:</i>					
Financed purchases	\$ 314,641	\$ -	\$ (83,862)	\$ 230,779	\$ 89,911
<i>Other long-term liabilities:</i>					
Compensated absences	169,416	89,635	-	259,051	78,000
Net pension liability (see Note 9)	1,679,288	-	(137,268)	1,542,020	-
Total OPEB liability (see Note 10)	541,611	-	(335,026)	206,585	-
	<u>\$ 2,704,956</u>	<u>\$ 89,635</u>	<u>\$ (556,156)</u>	<u>\$ 2,238,435</u>	<u>\$ 167,911</u>

General Obligation Bonds

The Town issues general obligation bonds to provide funds for the acquisition and construction of major capital facilities. General obligation bonds are direct obligations of the Town for which full faith and credit are pledged and payable from taxes levied on all taxable properties located within the Town. The Town had no outstanding general obligation bonds as of June 30, 2025.

Financed Purchases

The Town enters into financed purchase contracts for the acquisition of capital assets. The contracts include non-appropriation clauses and provide the obligors with security interests in the underlying assets in the event of default. Ownership of the underlying assets are transferred to the Town at the end of the contract. The Town makes periodic principal and interest payments at interest rates ranging from 6.9% to 7.6% through various maturity dates.

The debt service requirements for the Town's finance purchase arrangements are as follows:

<u>Year ending June 30:</u>	<u>Governmental Activities Financed Purchases</u>		
	<u>Principal</u>	<u>Interest</u>	<u>Total</u>
2026	\$ 89,911	\$ 16,816	\$ 106,727
2027	96,397	10,329	106,726
2028	44,471	3,374	47,845
	<u>\$ 230,779</u>	<u>\$ 30,519</u>	<u>\$ 261,298</u>

Authorized, but Unissued Debt

The Town had no authorized, but unissued debt as of June 30, 2025.

Overlapping Debts

The Town is contingently liable for its pro-rata share of Regional School District No. 8's (the District) outstanding bonds. At June 30, 2025, the District's total outstanding bonds were \$795,000. The Town's share will be approximately 13.40% of the total, or \$106,552. Such outstanding indebtedness represents general obligations of the Regional School District No. 8 and its member towns, however, the Town is not required to record its share in the accompanying statement of net position. Regional School District No. 8 has no authorized, unissued bonds, for which the Town would be contingently liable.

TOWN OF ANDOVER, CONNECTICUT
NOTES TO FINANCIAL STATEMENTS *(Continued)*
AS OF AND FOR THE YEAR JUNE 30, 2025

NOTE 7 - LONG-TERM LIABILITIES *(Continued)*

Legal Debt Limit

Connecticut General Statutes Section 7-374(b) provides that authorized debt of the Town shall not exceed seven times base receipts, as defined in the statute. Further, the statute limits the amount of debt that may be authorized by the Town for general purposes, schools, sewers, urban renewal and pension deficit. The statute does exclude from the Town's aggregate debt calculation any debt issued (a) in anticipation of taxes; (b) for water, gas, or electricity supply, electric demand response, conservation and load management, distributed generation, renewable energy projects, cable, wire, and pipe subway construction, underground cable, wire, and pipe conduit construction, constructing and operating a municipal community antenna television system, or a combination of such projects; (c) in anticipation of public improvement benefit assessment revenue; (d) in anticipation of state or federal grant funding; (e) for water pollution control projects in order to meet the energy and environmental protection commissioner's abatement order requirements; and debt issued (f) for which funds have been placed in escrow (from the proceeds of refunding bonds, notes, or other obligations or other municipal funds) in an amount sufficient, together with investment earnings, to provide for the payment when due of the principal of and interest on such debt. The Town did not exceed this statutory debt limitation as of June 30, 2025.

NOTE 8 - FUND BALANCE

The various components of fund balance at June 30, 2025 are as follows:

	<u>General Fund</u>	<u>Capital Reserve Fund</u>	<u>Nonmajor Governmental Funds</u>	<u>Total</u>
Nonspendable:				
Permanent fund principal	\$ -	\$ -	\$ 58,795	\$ 58,795
Prepaid items	1,570	-	-	1,570
	<u>1,570</u>	<u>-</u>	<u>58,795</u>	<u>60,365</u>
Restricted for:				
Donor restrictions	-	-	77,711	77,711
Road maintenance	-	-	117,906	117,906
Education programs	-	-	16,727	16,727
Student activities	-	-	24,475	24,475
Other purposes	-	-	28,686	28,686
	<u>-</u>	<u>-</u>	<u>265,505</u>	<u>265,505</u>
Committed to:				
Community service programs	-	-	66,727	66,727
Open space	-	-	276,073	276,073
Severance pay	-	-	28,825	28,825
Library	-	-	40,520	40,520
Capital purposes	-	2,230,095	960,841	3,190,936
Other purposes	-	-	46,434	46,434
	<u>-</u>	<u>2,230,095</u>	<u>1,419,420</u>	<u>3,649,515</u>
Assigned to:				
Use in fiscal year 2026 budget	145,000	-	-	145,000
Unassigned				
	2,025,042	(7,617)	(430)	2,016,995
	<u>\$ 2,171,612</u>	<u>\$ 2,222,478</u>	<u>\$ 1,743,290</u>	<u>\$ 6,137,380</u>

TOWN OF ANDOVER, CONNECTICUT
NOTES TO FINANCIAL STATEMENTS *(Continued)*
AS OF AND FOR THE YEAR JUNE 30, 2025

NOTE 9 - DEFINED BENEFIT PENSION PLANS

The Town accounts for activity relating to two defined benefit pension plans, (1) the Connecticut Municipal Employees' Retirement System and (2) the Connecticut Teachers' Retirement System. As of and for the year ended June 30, 2025, the plans had the following balances reported in the Town's government-wide financial statements:

	<u>Net Pension Liability</u>	<u>Deferred Outflows of Resources</u>	<u>Deferred Inflows of Resources</u>	<u>On Behalf Revenues</u>	<u>Pension Expense</u>
Connecticut Municipal Employees' Retirement System (proportionate share)	\$ 1,542,020	\$ 446,269	\$ 144,797	\$ -	\$ 200,579
Connecticut Teachers' Retirement System (proportionate share)	-	-	-	788,069	788,069
	<u>\$ 1,542,020</u>	<u>\$ 446,269</u>	<u>\$ 144,797</u>	<u>\$ 788,069</u>	<u>\$ 988,648</u>

Connecticut Municipal Employees' Retirement System

The Town participates in the Connecticut's Municipal Employees' Retirement System (CMERS). CMERS is the public pension plan offered by the State of Connecticut for municipal employees in participating municipalities. The plan was established in 1947 and is governed by Connecticut Statute Title 7, Chapter 113. Chapter 113, Part II of the General Statutes of Connecticut, which can be amended by legislative action, establishes PERS benefits, member contribution rates, and other plan provisions.

Municipalities may designate which departments are to be covered under the CMERS. Only employees covered under the State Teachers' Retirement System may not be included. There are no minimum age or service requirements. Membership is mandatory for all regular full time employees of participating departments except Police and Fire hired after age 60.

The plan has 4 sub plans as follows:

- General employees with social security
- General employees without social security
- Policemen and firemen with social security
- Policemen and firemen without social security

Certain employees of the Town are eligible to participate in CMERS and are classified within the general employees with social security sub plan. The following disclosures have been provided for this sub plan.

Plan Description

Plan administration - CMERS is a cost-sharing pension plan administered by the Connecticut State Retirement Commission. The State Retirement Commission is responsible for the administration of the CMERS. The State Treasurer is responsible for investing CMERS funds for the exclusive benefit of CMERS members.

Plan membership - All full-time employees of the Town, except for certified Board of Education personnel who are eligible for the State Teachers' Retirement System, who are age 55 or younger at the date of hire, participate in the CMERS plan for general employees with social security.

Benefits provided - The Plan provides retirement, disability and death benefits as defined in the Statutes. General employees are eligible to retire at age 55 with 5 years of continuous service, or 15 years of active non-continuous service. Employees under the age of 55 are eligible to retire with 25 years of service. Police are eligible at the compulsory retirement age for police and fire members are eligible at the age of 65.

TOWN OF ANDOVER, CONNECTICUT
NOTES TO FINANCIAL STATEMENTS *(Continued)*
AS OF AND FOR THE YEAR JUNE 30, 2025

NOTE 9 - DEFINED BENEFIT PENSION PLANS *(Continued)*

Connecticut Municipal Employees' Retirement System *(Continued)*

Plan Description *(Continued)*

For members covered by social security, the benefit is 1.5% of the average final compensation not in excess of the year's breakpoint plus 2.0% of average final compensation in excess of the year's breakpoint, times years of service.

The maximum benefit is 100% of average final compensation and the minimum benefit is \$1,000 annually. Both the minimum and the maximum include workers' compensation and social security benefits. If any member covered by social security retires before age 62, the benefit until age 62 is reached or a social security disability award is received, is computed as if the member is not under social security.

Employees are eligible for early retirement after 5 years of active continuous or 15 years of active non-continuous service. The benefit is calculated on the basis of average final compensation and service to date of termination. Deferred to normal retirement age, or an actuarially reduced allowance may begin at the time of separation.

Employees are eligible for service-related disability benefits from being permanently or totally disabled from engaging in the service of the municipality provided such disability has arisen out of and in the course of employment with the municipality. Disability benefits are calculated based on compensation and service to the date of the disability with a minimum benefit (including workers' compensation benefits) of 50% of compensation at the time of disability.

Employees are eligible for non-service-related disability benefits with 10 years of service and being permanently or totally disabled from engaging in gainful employment in the service of the municipality. Disability benefits are calculated based on compensation and service to the date of the disability. The plan also offers a pre-retirement death benefit in the form of a lump sum return of contributions with interest or surviving spouse benefit depending on length of service.

Contributions - The contribution requirements of plan members are established and may be amended by the State Retirement Commission. The Town is required to contribute annual contributions consisting of a normal cost contribution, a contribution for the amortization of the net unfunded accrued liability and a prior service amortization payment which covers the liabilities of the system not met by member contributions. There is also an administrative fee per active and retired member.

For the fiscal year beginning July 1, 2024, employees covered by social security are required to contribute 5.25% of compensation up to the social security taxable wage base plus 8.0% of compensation, if any, in excess of such base. The contribution rate will increase each year through fiscal year 2025 per Public Act 19-124.

Summary of Significant Accounting Policies

Pensions - For purposes of measuring the net pension liability, deferred outflows and inflows of resources related to pensions and pension expense, information about the fiduciary net position of CMERS and additions and deletions from CMERS' net position are prepared on the accrual basis of accounting. For this purpose, benefit payments (including refunds of employee contributions) are recognized when due and payable in accordance with benefit terms. Investments are reported at fair value.

Investment policy - The CMERS' policy in regard to the allocation of invested assets is established and may be amended by the State Retirement Commission. It is the policy of the State to pursue an investment strategy that reduces risk through the prudent diversification of the portfolio across a broad selection of distinct asset classes. The State Treasurer is responsible for investing CMERS funds for the exclusive benefit of CMERS members.

TOWN OF ANDOVER, CONNECTICUT
NOTES TO FINANCIAL STATEMENTS *(Continued)*
AS OF AND FOR THE YEAR JUNE 30, 2025

NOTE 9 - DEFINED BENEFIT PENSION PLANS *(Continued)*

Connecticut Municipal Employees' Retirement System *(Continued)*

Collective Net Pension Liability

The total estimated collective net pension liability of the CMERS as of June 30, 2024 was \$1.312 billion, the most recent available reporting provided by the Board. The collective net pension liability of the CMERS sub plan for general employees with social security was \$419.3 million as of June 30, 2024. The portion that was associated with the Town totaled \$1,542,020 or approximately 0.1175% of the total estimated collective net pension liability of the CMERS sub plan for general employees. The total pension liability used to calculate the net pension liability was determined by an actuarial valuation as of June 30, 2024.

Actuarial assumptions - The total pension liability for the CMERS was determined by an actuarial valuation as of June 30, 2024, using the following actuarial assumptions, applied to all periods included in the measurement:

Inflation	2.50%
Salary increases	3.00% - 9.50%, including inflation
Investment rate of return	7.00%, net of pension plan investment expense, including inflation

Mortality rates were based on the Pub-2010 Mortality Tables set-forward one year (except Active employees) and projected generationally with Scale MP-2021.

The long-term expected rate of return on pension plan investments was determined using a statistical analysis which best-estimate ranges of expected future real rates of return (expected returns, net of pension plan investment expense and inflation) are developed for each major asset class. These ranges are combined to produce the long-term expected rate of return by weighting the expected future real rates of return by the target asset allocation percentage and by adding expected inflation. The target allocation and best estimates of arithmetic real rates of return for each major asset class are summarized in the following table:

<u>Asset Class</u>	<u>Target Allocation</u>	<u>Long-term Expected Real Rate of Return</u>
Global Equity	37.0%	6.8%
Public Credit	2.0%	2.9%
Core Fixed Income	13.0%	0.4%
Liquidity Fund	1.0%	-0.4%
Risk Mitigation	5.0%	0.1%
Private Equity	15.0%	11.2%
Private Credit	10.0%	6.1%
Real Estate	10.0%	6.3%
Infrastructure and Natural Resources	7.0%	7.7%
	<u>100.0%</u>	

TOWN OF ANDOVER, CONNECTICUT
NOTES TO FINANCIAL STATEMENTS *(Continued)*
AS OF AND FOR THE YEAR JUNE 30, 2025

NOTE 9 - DEFINED BENEFIT PENSION PLANS *(Continued)*

Connecticut Municipal Employees' Retirement System *(Continued)*

Collective Net Pension Liability *(Continued)*

Discount rate - The discount rate used to measure the CMERS' total pension liability was 7.00%. The projection of cash flows used to determine the discount rate assumed that plan member contributions will be made at the current contribution rate and that State contributions will be made at the actuarially determined rates in future years. Based on those assumptions, the pension plan's fiduciary net position was projected to be available to make all projected future benefit payments of current plan members. Therefore, the long-term expected rate of return on pension plan investments was applied to all periods of projected benefit payments to determine the total pension liability.

Sensitivity of the net pension liability to changes in the discount rate - The following presents the Town's proportionate share of the collective net pension liability for the general employees with social security sub plan calculated using the discount rate of 7.00%, as well as what the Town's proportionate share of the collective net pension liability would be if it were calculated using a discount rate that is 1-percentage point lower or 1-percentage point higher than the current rate:

	1.00% Decrease	Current Rate	1.00% Increase
Town's proportionate share of the collective net pension liability	\$ 2,231,000	\$ 1,542,020	\$ 968,000

Pension plan fiduciary net position - Detailed information about the CMERS plan's fiduciary net position is included in the State of Connecticut's basic financial statements.

Pension Expense and Deferred Outflows and Inflows of Resources

For the year ended June 30, 2025, the Town recognized pension expense related to the CMERS of \$200,579. At June 30, 2025, the Town reported its proportionate share of deferred outflows and inflows of resources related to the CMERS from the following sources:

	Deferred Outflows of Resources	Deferred Inflows of Resources	Net Deferrals
Differences between expected and actual experience	\$ 100,451	\$ -	\$ 100,451
Net difference between projected and actual earnings on pension plan investments	-	27,851	(27,851)
Change of assumptions	116,886	-	116,886
Other	20,615	116,946	(96,331)
Subtotal	237,952	144,797	93,155
Contributions paid to the CMERS subsequent to the measurement date	208,317	-	208,317
Total	\$ 446,269	\$ 144,797	\$ 301,472

TOWN OF ANDOVER, CONNECTICUT
 NOTES TO FINANCIAL STATEMENTS *(Continued)*
 AS OF AND FOR THE YEAR JUNE 30, 2025

NOTE 9 - DEFINED BENEFIT PENSION PLANS *(Continued)*

Connecticut Municipal Employees' Retirement System *(Continued)*

Pension Expense and Deferred Outflows and Inflows of Resources *(Continued)*

Amounts reported as deferred outflows and inflows of resources related to the CMERS will be amortized as a component of pension expense in future years as follows:

Year ended June 30,		\$	
2026		636	
2027		128,067	
2028		(18,282)	
2029		(19,374)	
2030		2,108	
		\$ 93,155	
		\$ 93,155	

Connecticut Teachers' Retirement System

Plan Description

The Connecticut Teachers' Retirement System (TRS or the Plan) is the public pension plan offered by the State of Connecticut (the State) to provide retirement, disability, survivorship and health insurance benefits for Connecticut public school teachers and their beneficiaries. The Plan is governed by Connecticut Statute Title 10, Chapter 167a of the Connecticut General Statutes. TRS is a multiemployer pension plan administered by the Connecticut State Teachers' Retirement Board (TRB). The State Treasurer is responsible for investing TRS funds for the exclusive benefit of TRS members.

Teachers, principals, superintendents or supervisors engaged in the service of public schools are provided with pensions through the Connecticut Teachers' Retirement System - a cost sharing multi-employer defined benefit pension plan administered by the TRB. Chapter 167a of the State Statutes grants authority to establish and amend the benefit terms to the TRB. TRS issues a publicly available financial report that can be obtained at www.ct.gov.

Benefit Provisions

The Plan provides retirement, disability and death benefits. Employees are eligible to retire at age 60 with 20 years of credited service in Connecticut, or 35 years of credited service including at least 25 years of service in Connecticut.

Normal Retirement: Retirement benefits for the employees are calculated as 2.0% of the average annual salary times the years of credited service (maximum benefit is 75.0% of average annual salary during the 3 years of highest salary). In addition, amounts derived from the accumulation of the 6.0% contributions made prior to July 1, 1989 and voluntary contributions are payable.

Early Retirement: Employees are eligible after 25 years of credited service with a minimum of 20 years of Connecticut service, or age 55 with 20 years of credited service with a minimum of 15 years of Connecticut service. Benefit amounts are reduced by 6.0% per year for the first 5 years preceding normal retirement age and 4.0% per year for the next 5 years preceding normal retirement age. Effective July 1, 1999, the reduction for individuals with 30 or more years of service is 3% per year by which retirement precedes normal retirement date.

TOWN OF ANDOVER, CONNECTICUT
NOTES TO FINANCIAL STATEMENTS *(Continued)*
AS OF AND FOR THE YEAR JUNE 30, 2025

NOTE 9 - DEFINED BENEFIT PENSION PLANS *(Continued)*

Connecticut Teachers' Retirement System *(Continued)*

Benefit Provisions *(Continued)*

Minimum Benefit: Effective January 1, 1999, Public Act 98-251 provides a minimum monthly benefit of \$1,200 to teachers who retire under the normal retirement provisions and who have completed at least 25 years of full time Connecticut service at retirement.

Disability Retirement: Employees are eligible for service-related disability benefits regardless of length of service. Five years of credited service is required to be eligible for non-service related disability. Disability benefits are calculated as 2.0% per year of service times the average of the highest three years of pensionable salary, but not less than 15.0%, nor more than 50.0%. In addition, disability benefits under this Plan (without regard to cost-of-living adjustments) plus any initial award of Social Security benefits and workers' compensation cannot exceed 75.0% of average annual salary. A plan member who leaves service and has attained 10 years of service will be entitled to 100.0% of the accrued benefit as of the date of termination of covered employment. Benefits are payable at age 60, and early retirement reductions are based on the number of years of service the member would have had if they had continued work until age 60.

Pre-Retirement Death Benefit: The plan also offers a lump-sum return of contributions with interest or surviving spouse benefit depending on length of service.

Contributions

State of Connecticut - Per Connecticut General Statutes Section 10-183z (which reflects Public Act 79-436 as amended), contribution requirements of active employees and the State are amended and certified by the TRB and appropriated by the General Assembly. The contributions are actuarially determined as an amount that, when combined with employee contributions and investment earnings, is expected to finance the costs of the benefits earned by employees during the year, with any additional amounts to finance any unfunded accrued liability.

Employers - School District employers are not required to make contributions to the Plan, as contributions are required only from employees and the State.

Employees - Each teacher is required to contribute 7.0% of pensionable salary.

Administrative Expenses

Administrative costs of the plan are to be paid by the General Assembly per Section 10-183r of the Connecticut General Statutes.

Basis of Presentation

The components associated with pension expense and deferred outflows and inflows of resources have been determined based on fiduciary net position as audited by the State of Connecticut Auditors of Public Accounts as part of the State of Connecticut Annual Comprehensive Financial Report as of and for the year ended June 30, 2024. The net pension liability has been calculated using the audited amounts. TRS is included in the State of Connecticut audit as a pension trust fund. The State of Connecticut's Annual Comprehensive Financial Report can be obtained at www.ct.gov.

TOWN OF ANDOVER, CONNECTICUT
NOTES TO FINANCIAL STATEMENTS *(Continued)*
AS OF AND FOR THE YEAR JUNE 30, 2025

NOTE 9 - DEFINED BENEFIT PENSION PLANS *(Continued)*

Connecticut Teachers' Retirement System *(Continued)*

Basis of Presentation *(Continued)*

The accounting standards require participating employers to recognize their proportional share of the collective net pension liability, deferred outflows and inflows of resources and pension expense. Contributions remitted by the State are recognized when legally due, based upon statutory requirements.

Allocation Methodology

The allocations for participating employers are based on the expected contribution effort for each participating employer. The employer allocations were then applied to the net pension liability and pension expense to determine the amount applicable to each employer. Based upon the employee contributions made by the employees of each employer, as compared to the total employee contributions, an employer allocation percentage is calculated to six decimal places and is used to allocate the elements noted above. The employer allocation applied to the Town totaled 0.044% as of the most recent measurement date.

Collective Net Pension Liability

The following summarizes the collective net pension liability of the State for the TRS as of June 30, 2024, the measurement date, in addition to the Town's and State's proportionate shares of the collective net pension liability that is attributed to the Town:

Collective Net Pension Liability of the State for the TRS		\$ 15,771,213,000
	<u>Proportion</u>	<u>Proportionate Share</u>
Town's proportionate share of the Collective Net Pension Liability	0.000%	\$ -
State's proportionate share of the Collective Net Pension Liability attributed to the Town	0.044%	\$ 6,871,000

Collective Pension Expense

The Town's expected contribution effort for allocation purposes totaled \$677,227 or 0.044% of the total expected contribution effort. The Town has recognized this amount as an on-behalf payment into the TRS as intergovernmental revenues and related education expenditures in the General Fund for the year ended June 30, 2025.

The collective pension expense includes certain current period changes in the collective net pension liability, projected earnings on pension plan investments and the amortization of deferred outflows of resources and deferred inflows of resources for the current period. The portion of the collective pension expense attributed to the Town totaled \$788,069 or 0.044% of the total collective pension expense and has been recognized as an operating contribution and related education expense in the statement of activities for the year ended June 30, 2025.

TOWN OF ANDOVER, CONNECTICUT
NOTES TO FINANCIAL STATEMENTS *(Continued)*
AS OF AND FOR THE YEAR JUNE 30, 2025

NOTE 9 - DEFINED BENEFIT PENSION PLANS *(Continued)*

Connecticut Teachers' Retirement System *(Continued)*

Actuarial Assumptions

The total pension liability was determined by an actuarial valuation as of June 30, 2024 using the following actuarial assumptions, applied to all periods included in the measurement:

Inflation	2.50%
Salary increases	3.00% - 6.50%, including inflation
Investment rate of return	6.90%, net of pension plan investment expense, including inflation
Administrative expenses	\$0 assumption as expenses are paid for by the General Assembly

Mortality rates were based on the PubT-2010 Healthy Retiree Table, adjusted 105% for males and 103% for females as ages 82 and above, projected generationally with MP-2019 for the period after service retirement. Future cost-of-living increases for teachers who retired prior to September 1, 1992, are made in accordance with increases in the Consumer Price Index, with a minimum of 3% and a maximum of 5.0% per annum. For teachers who were members of the Teachers' Retirement System before July 1, 2007, and retire on or after September 1, 1992, pension benefit adjustments are made that are consistent with those provided for Social Security benefits on January 1 of the year granted, with a maximum of 6.0% per annum. If the return on assets in the previous year was less than 8.5%, the maximum increase is 1.5%. For teachers who were members of the Teachers' Retirement System after July 1, 2007, pension benefit adjustments are made that are consistent with those provided for Social Security benefits on January 1 of the year granted, with a maximum of 5.0% per annum. If the return on assets in the previous year was less than 11.5%, the maximum increase is 3.0%, and if the return on the assets in the previous year was less than 8.5%, the maximum increase is 1.0%.

Long-Term Rate of Return

The long-term expected rate of return on pension plan investments was determined using a log-normal distribution analysis in which best-estimate ranges of expected future real rates of return (expected returns, net of pension plan investment expense and inflation) are developed for each major asset class. These ranges are combined to produce the long-term expected rate of return by weighting the expected future real rates of return by the target asset allocation percentage and by adding expected inflation. The current capital market assumptions and the target asset allocation as provided by the Treasurer's Office are summarized in the following table:

<u>Asset Class</u>	<u>Target Allocation</u>	<u>Long-Term Expected Real Rate of Return</u>
Global Equity	37.0%	6.8%
Public Credit	2.0%	2.9%
Core Fixed Income Fund	13.0%	0.4%
Liquidity Fund	1.0%	-0.4%
Risk Mitigation	5.0%	0.1%
Private Equity	15.0%	11.2%
Private Credit	10.0%	6.1%
Real Estate	10.0%	6.2%
Infrastructure and Natural Resources	7.0%	7.7%
	<u>100%</u>	

TOWN OF ANDOVER, CONNECTICUT
NOTES TO FINANCIAL STATEMENTS *(Continued)*
AS OF AND FOR THE YEAR JUNE 30, 2025

NOTE 9 - DEFINED BENEFIT PENSION PLANS *(Continued)*

Connecticut Teachers' Retirement System *(Continued)*

Discount Rate

The discount rate used to measure the total pension liability was 6.90%. The projection of cash flows used to determine the discount rate assumed that plan member contributions will be made at the current contribution rate and that the State contributions will be made at the actuarially determined rates in future years. Based on those assumptions, the pension plan's fiduciary net position was projected to be available to make all projected future benefit payments of current plan members. Therefore, the long-term expected rate of return on pension plan investments was applied to all periods of projected benefit payments to determine the total pension liability.

NOTE 10 - OTHER POST-EMPLOYMENT BENEFITS (OPEB)

The Town accounts for activity relating to two other post-employment benefits plans, (1) the Andover Other Post-employment Benefit Plan and (2) the Connecticut Teachers' Retirement System. As of and for the year ended June 30, 2025, the two plans had the following balances reported in the Town's government-wide financial statements:

	<u>Total OPEB Liability</u>	<u>Deferred Outflows of Resources</u>	<u>Deferred Inflows of Resources</u>	<u>On Behalf Revenues</u>	<u>OPEB Expense</u>
Andover Other Post-employment Benefits	\$ 206,585	\$ 468,911	\$ 456,535	\$ -	\$ 40,238
Connecticut Teachers' Retirement System (proportionate share)	-	-	-	19,528	19,528
	<u>\$ 206,585</u>	<u>\$ 468,911</u>	<u>\$ 456,535</u>	<u>\$ 19,528</u>	<u>\$ 59,766</u>

Detailed disclosures for each plan follow.

Andover Other Post-Employment Benefits Plan

Plan Description

The Town's Board of Education administers one single-employer defined benefit healthcare plan (the Plan) to provide medical benefits to certain eligible retirees, spouses and beneficiaries. The plan provides for medical, prescription drugs and dental benefits. Benefits provisions are established by contract and may be amended by union negotiations each bargaining period. The Plan does not issue a publicly available financial report and is not included in the financial statements of another entity.

Benefits Provided

The OPEB Plan provides for medical, prescription, dental and vision insurance benefits to eligible retirees, spouses and beneficiaries. Contribution requirements of the participants and the Town are established by and may be amended through negotiations between the Town and the union representing the employees. Currently, participants are required to contribute 100% of their healthcare and dental premiums to the Town, less any reimbursements received by the Town from the State Retirement Board. The Town pays the benefits on a pay-as-you-go basis.

TOWN OF ANDOVER, CONNECTICUT
NOTES TO FINANCIAL STATEMENTS *(Continued)*
AS OF AND FOR THE YEAR JUNE 30, 2025

NOTE 10 - OTHER POST-EMPLOYMENT BENEFITS (OPEB) *(Continued)*

Andover Other Post-Employment Benefits Plan *(Continued)*

Employees Covered by Benefit Terms

As of the July 1, 2024 valuation date, the following employees were covered by the benefit terms:

Inactive plan members or beneficiaries currently receiving benefits	2
Active plan members	46
	48
	48

Total OPEB Liability

The July 1, 2024 actuarial valuation directly calculated the July 1, 2024 total OPEB liability. The July 1, 2024 total OPEB liability was increased by service cost and interest and decreased by benefit payments to estimate the total OPEB liability as of June 30, 2025. The total OPEB liability as of June 30, 2025 was also adjusted to reflect any material plan changes after the valuation.

Actuarial Assumptions and Other Inputs - The total OPEB liability as of June 30, 2025 was determined using the following actuarial assumptions and other inputs, applied to all periods included in the measurement, unless otherwise specified:

Discount rate	5.20%	
Inflation rate	2.40%	
Healthcare cost trend rates	7.00% decreasing to an ultimate rate of 4.40% in 2037	

The discount rate was based on the Bond Buyer 20 (GO 20 Index) as of the measurement date, which represents municipal bond trends based on a portfolio of 20 general obligation bonds that mature in 20 years.

Mortality rates were based on the Pub-2010 Public Retirement Plans Amount-Weighted Mortality tables projected to the valuation date with scale MP-2021.

Changes in the Total OPEB Liability

	Total OPEB Liability
Balance as of June 30, 2024	\$ 541,611
Changes for the year:	
Service cost	7,824
Interest	21,406
Changes in benefit terms	-
Differences between expected and actual experience	(348,064)
Changes of assumptions	(6,611)
Benefit payments	(9,581)
Net changes	(335,026)
Balance as of June 30, 2025	\$ 206,585

TOWN OF ANDOVER, CONNECTICUT
 NOTES TO FINANCIAL STATEMENTS *(Continued)*
 AS OF AND FOR THE YEAR JUNE 30, 2025

NOTE 10 - OTHER POST-EMPLOYMENT BENEFITS (OPEB) *(Continued)*

Andover Other Post-Employment Benefits Plan *(Continued)*

Changes in the Total OPEB Liability *(Continued)*

Sensitivity of the Total OPEB Liability to Changes in the Discount Rate - The following presents the total OPEB liability of the Town, as well as what the Town's total OPEB liability would be if it were calculated using a discount rate that is 1- percentage-point lower or 1-percentage-point higher than the current discount rate:

	1% Decrease	Current Discount	1% Increase
Total OPEB Liability	\$ 225,526	\$ 206,585	\$ 189,081

Sensitivity of the Total OPEB liability to Changes in the Healthcare Cost Trend Rates - The following presents the total OPEB liability of the Town, as well as what the Town's total OPEB liability would be if it were calculated using healthcare cost trend rates that are 1-percentage-point lower or 1-percentage-point higher than the current healthcare cost trend rates:

	1% Decrease in Trend Rates	Current Trend Rates	1% Increase in Trend Rates
Total OPEB Liability	\$ 182,041	\$ 206,585	\$ 235,317

OPEB Expense and Deferred Outflows and Inflows of Resources

For the year ended June 30, 2025, the Town recognized OPEB expense of \$40,238. As of June 30, 2025, the Town reported deferred outflows and inflows of resources related to OPEB from the following sources:

	Deferred Outflows of Resources	Deferred Inflows of Resources	Net Deferrals
Differences between expected and actual experience	\$ 411,251	\$ 395,429	\$ 15,822
Changes in assumptions	57,660	61,106	(3,446)
Total	\$ 468,911	\$ 456,535	\$ 12,376

Amounts reported as deferred outflows and inflows of resources related to OPEB will be recognized as a reduction of OPEB expense as follows:

Year ended June 30,	
2026	\$ 8,304
2027	8,304
2028	8,304
2029	8,304
2030	8,963
Thereafter	(29,803)
	\$ 12,376

TOWN OF ANDOVER, CONNECTICUT
NOTES TO FINANCIAL STATEMENTS *(Continued)*
AS OF AND FOR THE YEAR JUNE 30, 2025

NOTE 10 - OTHER POST-EMPLOYMENT BENEFITS (OPEB) *(Continued)*

Connecticut Teachers' Retirement System

Plan Description

The Connecticut Teachers' Retirement System (TRS or the Plan) is the public pension plan offered by the State of Connecticut (the State) to provide retirement, disability, survivorship and health insurance benefits for Connecticut public school teachers and their beneficiaries. The Plan is governed by Connecticut Statute Title 10, Chapter 167a of the Connecticut General Statutes. TRS is a multiemployer pension plan administered by the Connecticut State Teachers' Retirement Board (TRB). The State Treasurer is responsible for investing TRS funds for the exclusive benefit of TRS members.

Teachers, principals, superintendents or supervisors engaged in service of public schools are provided with benefits, including retiree health insurance, through the Connecticut Teachers' Retirement System - a cost sharing multi-employer defined benefit pension plan administered by the TRB. Chapter 167a of the State Statutes grants authority to establish and amend the benefit terms to the TRB. TRS issues a publicly available financial report that can be obtained at www.ct.gov.

Benefit Provisions

The Plan covers retired teachers and administrators of public schools in the State who are receiving benefits from the Plan. The Plan provides healthcare insurance benefits to eligible retirees and their spouses. Any member that is currently receiving a retirement or disability benefit through the Plan is eligible to participate in the healthcare portion of the Plan. Subsidized Local School District Coverage provides a subsidy paid to members still receiving coverage through their former employer and the TRB Sponsored Medicare Supplemental Plans provide coverage for those participating in Medicare, but not receiving Subsidized Local School District Coverage.

Any member that is not currently participating in Medicare Parts A & B is eligible to continue health care coverage with their former employer. A subsidy of up to \$220 per month for a retired member plus an additional \$220 per month for a spouse enrolled in a local school district plan is provided to the school district to first offset the retiree's share of the cost of coverage, any remaining portion is used to offset the district's cost. The subsidy amount is set by statute. A subsidy amount of \$440 per month may be paid for a retired member, spouse or the surviving spouse of a member who has attained the normal retirement age to participate in Medicare, is not eligible for Part A of Medicare without cost, and contributes at least \$440 per month towards coverage under a local school district plan.

Any member that is currently participating in Medicare Parts A & B is eligible to either continue health care coverage with their former employer, if offered, or enroll in the plan sponsored by the System. If they elect to remain in the Plan with their former employer, the same subsidies as above will be paid to offset the cost of coverage. If a member participating in Medicare Parts A & B so elects, they may enroll in one of the CTRB Sponsored Medicare Supplemental Plans. Active members, retirees, and the State pay equally toward the cost of the basic coverage (medical and prescription drug benefits).

Employees are eligible to retire at age 60 with 20 years of credited service in Connecticut, or 35 years of credited service including at least 25 years of service in Connecticut.

TOWN OF ANDOVER, CONNECTICUT
NOTES TO FINANCIAL STATEMENTS *(Continued)*
AS OF AND FOR THE YEAR JUNE 30, 2025

NOTE 10 - OTHER POST-EMPLOYMENT BENEFITS (OPEB) *(Continued)*

Connecticut Teachers' Retirement System *(Continued)*

Contributions

State of Connecticut - Per Connecticut General Statutes Section 10-183z (which reflects Public Act 79-436 as amended), contribution requirements of active employees and the State of Connecticut are amended and certified by the TRB and appropriated by the General Assembly. The State pays for one third of plan costs through an annual appropriation in the General Fund.

Employers - School District employers are not required to make contributions to the Plan.

Employees/Retirees - The cost of providing plan benefits is financed on a pay-as-you-go basis as follows: active teachers' pay for one third of the Plan costs through a contribution of 1.25% of their pensionable salaries, and retired teachers pay for one third of the Plan costs through monthly premiums, which helps reduce the cost of health insurance for eligible retired members and dependents.

Administrative Expenses

Administrative costs of the Plan are to be paid by the General Assembly per Section 10-183r of the Connecticut General Statutes.

Basis of Presentation

The components associated with the other postemployment benefits (OPEB) expense and deferred inflows and outflows of resources have been determined using the unrecognized portions of each year's experience and assumption changes as audited by the State of Connecticut Auditors of Public Accounts as part of the State of Connecticut Annual Comprehensive Financial Report as of and for the year ended June 30, 2024. The net OPEB liability has been calculated using the audited amounts. TRS is included in the State of Connecticut audit as a pension trust fund. The State of Connecticut's Annual Comprehensive Financial Report can be obtained at www.ct.gov.

The accounting standards require participating employers to recognize their proportional share of the collective net OPEB liability, deferred outflows and inflows of resources and OPEB expense. Contributions remitted by the State are recognized when legally due, based upon statutory requirements.

Allocation Methodology

The allocations for participating employers are based on the expected contribution effort for each participating employer. The employer allocations were then applied to the net OPEB liability and OPEB expense to determine the amount applicable to each employer. Based upon the employee contributions made by the employees of each employer, as compared to the total employee contributions, an employer allocation percentage is calculated to six decimal places and is used to allocate the elements noted above. The employer allocation applied to the Town totaled 0.044% as of the most recent measurement date.

TOWN OF ANDOVER, CONNECTICUT
 NOTES TO FINANCIAL STATEMENTS *(Continued)*
 AS OF AND FOR THE YEAR JUNE 30, 2025

NOTE 10 - OTHER POST-EMPLOYMENT BENEFITS (OPEB) *(Continued)*

Connecticut Teachers' Retirement System *(Continued)*

Collective Net OPEB Liability

The following summarizes the collective net OPEB liability of the State for the TRS as of June 30, 2024, the measurement date, in addition to the Town's and State's proportionate shares of the collective net OPEB liability that is attributed to the Town:

Collective Net OPEB Liability of the State for the TRS		\$ 3,235,218,000
	<u>Proportion</u>	<u>Proportionate Share</u>
Town's proportionate share of the Collective Net OPEB Liability	0.000%	\$ -
State's proportionate share of the Collective Net OPEB Liability attributed to the Town	0.044%	\$ 1,409,000

Collective OPEB Expense

The Town's expected contribution effort for allocation purposes totaled \$9,482 or 0.044% of the total expected contribution effort. The Town has recognized this amount as an on-behalf payment into the TRS as intergovernmental revenues and related education expenditures in the General Fund for the year ended June 30, 2025.

The collective OPEB expense includes certain current period changes in the collective net OPEB liability, projected earnings on OPEB plan investments and the amortization of deferred outflows of resources and deferred inflows of resources for the current period. The portion of the collective OPEB expense attributed to the Town totaled \$19,528 or 0.044% of the total collective OPEB expense and has been recognized as an operating contribution and related education expense in the statement of activities for the year ended June 30, 2025.

Actuarial Assumptions

The total OPEB liability was determined by an actuarial valuation as of June 30, 2024 using the following actuarial assumptions, applied to all periods included in the measurement:

Inflation	2.50%
Real Wage Growth	0.50%
Wage Inflation	3.00%
Salary increases	3.00% - 6.50%, including inflation
Investment rate of return	3.00%, net of OPEB plan investment expense, including inflation
Healthcare cost trend rates:	
Medicare	Known increases until calendar year 2024, then general trend decreasing to an ultimate rate of 4.50% by 2031

Mortality rates were based on the PubT-2010 Healthy Retiree Table, adjusted 105% for males and 103% for females ages 82 and above, projected generationally with MP-2019 for the period after service retirement.

TOWN OF ANDOVER, CONNECTICUT
 NOTES TO FINANCIAL STATEMENTS *(Continued)*
 AS OF AND FOR THE YEAR JUNE 30, 2025

NOTE 10 - OTHER POST-EMPLOYMENT BENEFITS (OPEB) *(Continued)*

Connecticut Teachers' Retirement System *(Continued)*

Long-Term Rate of Return

The long-term expected rate of return on plan assets is reviewed as part of the actuarial valuation process. Several factors are considered in evaluation the long-term rate of return assumption, including the Plan's current asset allocations and a log-normal distribution analysis using the best-estimate ranges of expected future real rates of return (expected return, net of investment expense and inflation) for each major asset class.

The long-term expected rate of return was determined by weighing the expected future real rates of return by the target asset allocation percentage and then adding expected inflation. The assumption is not expected to change absent a significant change in the asset allocation, a change in the inflation assumption, or a fundamental change in the market that alters expected returns in future years. The target asset allocation and best estimates of geometric real rates of return for each major asset class are summarized in the following table:

Asset Class	Target Allocation	Expected 10-Year Geometric Real Rate of Return
U.S. Treasuries (Cash Equivalents)	100.0%	0.77%

Discount Rate

The discount rate used to measure the total OPEB liability was 3.93%. The projection of cash flows used to determine the discount rate was performed in accordance with the applicable standards. The projection's basis was an actuarial valuation performed as of June 30, 2024. In addition to the actuarial methods and assumptions of the June 30, 2024 actuarial valuation, the following actuarial methods and assumptions were used in the projection of cash flows:

- Total payroll for the initial projection year consists of the payroll of the active membership present on the valuation date. In subsequent projection years, total payroll was assumed to increase annual at a rate of 3.00%.
- Employee contributions were assumed to be made at the current member contribution rate. Employee contributions for future plan members were used to reduce the estimated amount of total service costs for future plan members.
- Annual State contributions were assumed to be equal to the most recent five-year average of state contributions toward the fund.

Based on those assumptions, the Plan's fiduciary net position was projected to be depleted in 2027 and, as a result, the Municipal Bond Index Rate was used in the determination of the single equivalent rate.

NOTE 11 - RISK MANAGEMENT

The Town is exposed to various risks of loss related to torts, thefts of, damage to, or destruction of assets; errors or omissions; injuries to employees or acts of God. The Town purchases commercial insurance for all risks of loss except workers' compensation and liability-automobile-property insurance for which it participates in risk sharing pools. During the year ended June 30, 2025, deductibles paid by the Town were insignificant. Neither the Town nor its insurers have settled any claims that exceeded the Town's insurance coverage during the past three years. In addition, there have been no significant reductions in pooled or insured liability coverage from coverage in the prior year.

TOWN OF ANDOVER, CONNECTICUT
NOTES TO FINANCIAL STATEMENTS *(Continued)*
AS OF AND FOR THE YEAR JUNE 30, 2025

NOTE 11 - RISK MANAGEMENT *(Continued)*

The Town is a member of the Connecticut Interlocal Risk Management Agency (CIRMA), an unincorporated association of Connecticut local public agencies that was formed in 1980 by the Connecticut Conference of Municipalities for the purpose of establishing and administering an interlocal risk management program.

Workers' Compensation Pool

The Town is a member of CIRMA's worker's compensation pool, a risk sharing pool, which commenced operations on July 1, 1980. The worker's compensation pool provides statutory benefits pursuant to the provisions of the Connecticut Worker's Compensation Act. The Town has workers compensation coverage at statutory required limits with CIRMA and carries \$1,000,000 employer's liability through CIRMA.

Liability-Automobile-Property Pool

The Town is a member of CIRMA's Liability-Automobile-Property Pool, a risk-sharing pool. The Liability-Automobile-Property Pool provides general liability, automobile liability, employee benefit liability, law enforcement liability, public officials and property coverage. The premium is subject to these coverages, and claims and expense payments falling within the deductible amounts are the responsibility of the Town. CIRMA's Liability-Automobile-Property Pool retains \$1,000,000 per occurrence for each line of liability coverage.

Insurance Consortium

The Town is a member of the Regional School District No. 8 Health and Medical Insurance Consortium (the Consortium), a cooperative formed in accordance with Public Act 10-174 of the Connecticut General Statutes. The Consortium provides medical and dental benefits to the employees and eligible retirees of its member Towns and Boards of Education. The costs of claims are paid by the Consortium and the risk of claims are shared collectively by its members. Each member is responsible for its share of any assessment or additional contribution. This share is based on its relative premium or equivalency contribution to the plan(s) as a percentage of the aggregate net total premium equivalency contribution to the plan(s), as is appropriate based on the nature of the assessment or contribution. In addition, each member is liable, on a pro rata basis, for any additional contributions required in the event the Consortium funding falls below specified levels. The Town believes that no additional contributions will be assessed for the year ended June 30, 2025.

NOTE 12 - CONTINGENCIES

Litigation, Claims and Assessments

The Town, in the normal course of operations, is named as defendants in lawsuits, tax appeals, administrative proceedings and other miscellaneous claims. The outcome and eventual liability to the Town, if any, for such matters are not known at this time. The Town's management, based upon consultation with legal counsel, estimates that potential claims against the Town, not covered by insurance, resulting from such matters would not materially affect the financial position of the Town.

Federal Awards and State Financial Assistance

The Town has received state and federal funding for specific purposes that are subject to review and audit by the grantor agencies. Such audits could lead to requests for reimbursement to the grantor agency for any expenditure disallowed under terms of the grant. Based on prior experience, Town management believes such disallowances, if any, will not be material.

REQUIRED SUPPLEMENTARY INFORMATION

TOWN OF ANDOVER, CONNECTICUT
STATEMENT OF REVENUES, EXPENDITURES AND CHANGES IN FUND BALANCE -
BUDGET AND ACTUAL - BUDGETARY BASIS - GENERAL FUND (UNAUDITED)
FOR THE YEAR ENDED JUNE 30, 2025

	<u>Budgeted Amounts</u>		<u>Actual</u>	<u>Variance With Final Budget Over (Under)</u>
	<u>Original</u>	<u>Final</u>		
REVENUES				
Property taxes	\$ 10,276,779	\$ 10,276,779	\$ 10,372,025	\$ 95,246
Intergovernmental	2,107,132	2,107,132	2,089,278	(17,854)
Charges for services	197,600	197,600	239,743	42,143
Interest income	140,000	140,000	186,601	46,601
Total revenues	<u>12,721,511</u>	<u>12,721,511</u>	<u>12,887,647</u>	<u>166,136</u>
EXPENDITURES				
Current:				
General government	1,353,176	1,332,275	1,213,771	(118,504)
Public works	635,327	645,238	633,166	(12,072)
Public safety	336,053	337,543	333,310	(4,233)
Sanitation and waste	191,274	190,679	178,805	(11,874)
Building planning and zoning	172,514	183,914	180,709	(3,205)
Community services	263,771	260,271	242,931	(17,340)
Health and welfare	122,412	122,412	122,188	(224)
Recreation	14,600	16,795	16,790	(5)
Education	8,498,164	8,498,164	8,450,017	(48,147)
Capital outlays	16,500	16,500	16,500	-
Total expenditures	<u>11,603,791</u>	<u>11,603,791</u>	<u>11,388,187</u>	<u>(215,604)</u>
Excess (deficiency) of revenues over expenditures	1,117,720	1,117,720	1,499,460	381,740
OTHER FINANCING SOURCES (USES)				
Appropriation of fund balance	79,280	79,280	-	(79,280)
Transfers out	(1,197,000)	(1,197,000)	(1,197,000)	-
Total other financing sources (uses)	<u>(1,117,720)</u>	<u>(1,117,720)</u>	<u>(1,197,000)</u>	<u>(79,280)</u>
Net change in fund balances	<u>\$ -</u>	<u>\$ -</u>	<u>\$ 302,460</u>	<u>\$ 302,460</u>

See accompanying notes to required supplementary information.

TOWN OF ANDOVER, CONNECTICUT
SCHEDULE OF THE TOWN'S PROPORTIONATE SHARE OF THE NET PENSION LIABILITY* -
CONNECTICUT MUNICIPAL EMPLOYEES' RETIREMENT SYSTEM (UNAUDITED)
LAST TEN FISCAL YEARS

	2025	2024	2023	2022	2021	2020	2019	2018	2017	2016
Town's proportion of the net pension liability by sub plan (general employees with social security)	0.1175%	0.1187%	0.1306%	0.1397%	0.1534%	0.1488%	0.1586%	0.2446%	0.2167%	0.2887%
Town's proportionate share of the net pension liability	<u>\$ 1,542,020</u>	<u>\$ 1,679,288</u>	<u>\$ 1,796,325</u>	<u>\$ 992,023</u>	<u>\$ 1,707,000</u>	<u>\$ 1,537,000</u>	<u>\$ 1,537,000</u>	<u>\$ 607,000</u>	<u>\$ 720,749</u>	<u>\$ 556,399</u>
Town's covered payroll	\$ 1,150,311	\$ 1,110,874	\$ 1,125,457	\$ 1,134,976	\$ 1,053,593	\$ 1,070,924	\$ 1,116,491	\$ 874,125	\$ 901,816	\$ 901,809
Town's proportionate share of the net pension liability as a percentage of its covered payroll	134.1%	151.2%	159.6%	87.4%	162.0%	143.5%	137.7%	69.4%	79.9%	61.7%
Plan fiduciary net position as a percentage of the total pension liability	72.85%	69.54%	68.71%	82.59%	71.18%	72.69%	73.60%	91.68%	88.29%	92.72%

* Amounts presented for each year are based on a measurement date as of June 30 of the previous year.

See accompanying notes to required supplementary information.

TOWN OF ANDOVER, CONNECTICUT
SCHEDULE OF CONTRIBUTIONS* -
CONNECTICUT MUNICIPAL EMPLOYEES' RETIREMENT SYSTEM (UNAUDITED)
LAST TEN FISCAL YEARS

	<u>2025</u>	<u>2024</u>	<u>2023</u>	<u>2022</u>	<u>2021</u>	<u>2020</u>	<u>2019</u>	<u>2018</u>	<u>2017</u>	<u>2016</u>
Contractually required contribution	\$ 196,455	\$ 187,471	\$ 197,939	\$ 157,514	\$ 157,512	\$ 125,726	\$ 127,057	\$ 99,475	\$ 108,038	\$ 108,037
Contributions in relation to the contractually required contribution	<u>196,455</u>	<u>187,471</u>	<u>197,939</u>	<u>157,514</u>	<u>157,512</u>	<u>125,726</u>	<u>127,057</u>	<u>99,475</u>	<u>108,038</u>	<u>108,037</u>
Contribution deficiency (excess)	<u>\$ -</u>	<u>\$ -</u>	<u>\$ -</u>	<u>\$ -</u>	<u>\$ -</u>	<u>\$ -</u>	<u>\$ -</u>	<u>\$ -</u>	<u>\$ -</u>	<u>\$ -</u>
Covered payroll	\$ 1,150,311	\$ 1,110,874	\$ 1,125,457	\$ 1,134,976	\$ 1,053,593	\$ 1,070,924	\$ 1,116,491	\$ 874,125	\$ 901,816	\$ 901,809
Contributions as a percentage of covered payroll	17.08%	16.88%	17.59%	13.88%	14.95%	11.74%	11.38%	11.38%	11.98%	11.98%

* Amounts reported for each year represent contributions made by the Town during the preceding fiscal year.

See accompanying notes to required supplementary information.

TOWN OF ANDOVER, CONNECTICUT
SCHEDULE OF THE TOWN'S PROPORTIONATE SHARE OF THE COLLECTIVE NET PENSION LIABILITY* -
CONNECTICUT TEACHERS' RETIREMENT SYSTEM (UNAUDITED)
LAST TEN FISCAL YEARS
(Rounded to Nearest Thousand)

	<u>2025</u>	<u>2024</u>	<u>2023</u>	<u>2022</u>	<u>2021</u>	<u>2020</u>	<u>2019</u>	<u>2018</u>	<u>2017</u>	<u>2016</u>
Town's proportion of the collective net pension liability	0.00%	0.00%	0.00%	0.00%	0.00%	0.00%	0.00%	0.00%	0.00%	0.00%
Town's proportionate share of the collective net pension liability	\$ -	\$ -	\$ -	\$ -	\$ -	\$ -	\$ -	\$ -	\$ -	\$ -
State's proportionate share of the collective net pension liability attributed to the Town	<u>6,871,000</u>	<u>6,964,000</u>	<u>7,985,000</u>	<u>6,294,000</u>	<u>7,947,000</u>	<u>7,748,000</u>	<u>5,974,000</u>	<u>7,092,000</u>	<u>7,482,000</u>	<u>6,105,000</u>
Total	<u>\$ 6,871,000</u>	<u>\$ 6,964,000</u>	<u>\$ 7,985,000</u>	<u>\$ 6,294,000</u>	<u>\$ 7,947,000</u>	<u>\$ 7,748,000</u>	<u>\$ 5,974,000</u>	<u>\$ 7,092,000</u>	<u>\$ 7,482,000</u>	<u>\$ 6,105,000</u>
Town's covered payroll	\$ 2,107,000	\$ 2,046,000	\$ 1,994,000	\$ 1,898,000	\$ 1,836,000	\$ 1,992,000	\$ 1,945,000	\$ 2,268,000	\$ 2,186,000	\$ 2,269,000
Town's proportionate share of the collective net pension liability as a percentage of its covered payroll	0.0%	0.0%	0.0%	0.0%	0.0%	0.0%	0.0%	0.0%	0.0%	0.0%
Plan fiduciary net position as a percentage of the total collective pension liability	62.68%	58.39%	54.06%	60.77%	49.24%	52.00%	57.69%	55.93%	52.26%	59.50%

* Amounts presented for each year are based on a measurement date as of June 30 of the previous year.

See accompanying notes to required supplementary information.

TOWN OF ANDOVER, CONNECTICUT
SCHEDULE OF CHANGES IN TOTAL OPEB LIABILITY -
OTHER POST-EMPLOYMENT BENEFITS PLAN (UNAUDITED)
LAST EIGHT FISCAL YEARS*
(Rounded to Nearest Thousand)

	<u>2025</u>	<u>2024</u>	<u>2023</u>	<u>2022</u>	<u>2021</u>	<u>2020</u>	<u>2019</u>	<u>2018</u>
Total OPEB liability:								
Service cost	\$ 7,824	\$ 7,920	\$ 8,699	\$ 10,894	\$ 14,907	\$ 11,247	\$ 13,916	\$ 13,773
Interest	21,406	18,717	11,003	8,956	10,720	14,750	20,561	19,447
Changes in benefit terms	-	-	-	-	-	-	-	-
Differences between expected and actual experience	(348,064)	81,208	343,655	121,838	(32,793)	11,199	(130,934)	667
Changes of assumptions	(6,611)	(17,292)	8,641	(55,086)	27,601	53,658	20,917	(14,412)
Benefit payments, including refunds	(9,581)	(106,698)	(230,744)	(146,921)	(27,480)	(31,670)	(33,973)	(29,151)
Net change in total OPEB liability	(335,026)	(16,145)	141,254	(60,319)	(7,045)	59,184	(109,513)	(9,676)
Total OPEB liability - beginning	541,611	557,756	416,502	476,821	483,866	424,682	534,195	543,871
Total OPEB liability - ending	<u>\$ 206,585</u>	<u>\$ 541,611</u>	<u>\$ 557,756</u>	<u>\$ 416,502</u>	<u>\$ 476,821</u>	<u>\$ 483,866</u>	<u>\$ 424,682</u>	<u>\$ 534,195</u>
Town's covered employee payroll	\$ 2,974,000	\$ 3,423,000	\$ 3,343,000	\$ 2,824,000	\$ 2,758,000	\$ 2,857,000	\$ 2,785,000	\$ 2,953,000
Total OPEB liability as a percentage of covered employee payroll	6.95%	15.82%	16.68%	14.75%	17.29%	16.94%	15.25%	18.09%

* This schedule is intended to show information for ten years and additional years' information will be displayed as it becomes available.

See accompanying notes to required supplementary information.

TOWN OF ANDOVER, CONNECTICUT
SCHEDULE OF THE TOWN'S PROPORTIONATE SHARE OF THE COLLECTIVE NET OPEB LIABILITY* -
CONNECTICUT TEACHERS' RETIREMENT SYSTEM (UNAUDITED)
LAST EIGHT YEARS**
(Rounded to Nearest Thousand)

	<u>2025</u>	<u>2024</u>	<u>2023</u>	<u>2022</u>	<u>2021</u>	<u>2020</u>	<u>2019</u>	<u>2018</u>
Town's proportion of the collective net OPEB liability	0.00%	0.00%	0.00%	0.00%	0.00%	0.00%	0.00%	0.00%
Town's proportionate share of the collective net OPEB liability	\$ -	\$ -	\$ -	\$ -	\$ -	\$ -	\$ -	\$ -
State's proportionate share of the collective net OPEB liability attributed to the Town	<u>1,409,000</u>	<u>652,000</u>	<u>699,000</u>	<u>686,000</u>	<u>1,185,000</u>	<u>1,208,000</u>	<u>1,194,000</u>	<u>1,825,000</u>
Total	<u>\$ 1,409,000</u>	<u>\$ 652,000</u>	<u>\$ 699,000</u>	<u>\$ 686,000</u>	<u>\$ 1,185,000</u>	<u>\$ 1,208,000</u>	<u>\$ 1,194,000</u>	<u>\$ 1,825,000</u>
Town's covered employee payroll	\$ 2,107,000	\$ 2,046,000	\$ 1,994,000	\$ 1,898,000	\$ 1,836,000	\$ 1,992,000	\$ 1,945,000	\$ 2,268,000
Town's proportionate share of the collective net OPEB liability as a percentage of its covered employee payroll	0.0%	0.0%	0.0%	0.0%	0.0%	0.0%	0.0%	0.0%
Plan fiduciary net position as a percentage of the total collective OPEB liability	7.40%	11.92%	9.46%	6.11%	2.50%	2.08%	1.49%	1.79%

* Amounts presented for each year are based on a measurement date as of June 30 of the previous year.

** This schedule is intended to show information for ten years and additional years' information will be displayed as it becomes available.

See accompanying notes to required supplementary information.

TOWN OF ANDOVER, CONNECTICUT
NOTES TO REQUIRED SUPPLEMENTARY INFORMATION (UNAUDITED)
AS OF AND FOR THE YEAR ENDED JUNE 30, 2025

NOTE 1 - STATEMENT OF REVENUES, EXPENDITURES AND CHANGES IN FUND BALANCE - BUDGET AND ACTUAL - BUDGETARY BASIS - GENERAL FUND

BUDGETARY INFORMATION

The Town adheres to the following procedures in establishing the budgetary data included in the General Fund financial statements in accordance with provisions of Connecticut General Statutes and annually adopted budget policies.

- The head of each department, office or agency of the Town, supported wholly or in part from Town funds, except the Board of Education, files with the Board of Selectmen a detailed estimate of the expenditures to be made and the revenues, other than property taxes, to be collected in the ensuing fiscal year.
- The Board of Selectmen presents a budget message, estimates of revenues and expenditures and justifications to the Board of Finance for all Town-supported functions. The Board of Education presents estimates of revenues and expenditures and justifications to the Board of Finance for all local education functions.
- The Regional School District No. 8 (the District) Board of Education presents the proposed District budget to the Board of Finance. A separate public hearing and referendum for the District's budget are administered by the District's Board of Education.
- The Board of Finance holds at least one public hearing on the proposed budget. The Board of Finance may review the budget requests with the head of each department, board, agency and commission including the local Board of Education. The Board of Finance then prepares a budget to be presented at the Town's Annual Budget meeting. This meeting shall consider the budget presented by the Board of Finance and may approve or lower the General Government, Andover Board of Education and/or Capital Projects budgets. The District's budget cannot be approved or lowered during this meeting as it is subject to a separate referendum held by the District. The Annual Budget meeting will adjourn to referendum.
- Expenditures are budgeted by function, department and object. The legal level of budgetary control, the level at which expenditures may not exceed appropriations, is established at the department level. Transfers of budgeted amounts between departments must be approved by the Board of Selectman and the Board of Finance. The Board of Selectman may transfer amounts between line items within a department. Additional appropriation requests are submitted by the department heads to the Board of Selectmen. The Board of Selectmen acts on the requests, which, if approved are sent to the Board of Finance. The Board of Finance may approve additional appropriations for a department, provided such additional appropriations do not exceed \$20,000 or are not a second request for an appropriation by the asking board, commission or department. Appropriations in excess of the amount which the Board of Finance may approve or a second request by the requesting board, commission or department, must also be approved by vote of a Town Meeting. During the year ended June 30, 2025, no additional appropriations from fund balance were authorized.
- Formal budgetary integration is employed as a management control device during the year.
- The budget is prepared on the modified accrual basis of accounting. Encumbrances are recognized as a valid and proper charge against a budget appropriation in the year in which the purchase order, contract or other commitment is issued and, accordingly, encumbrances outstanding at year-end are reported in budgetary reports as expenditures of the current year.

TOWN OF ANDOVER, CONNECTICUT
 NOTES TO REQUIRED SUPPLEMENTARY INFORMATION (UNAUDITED) *(Continued)*
 AS OF AND FOR THE YEAR JUNE 30, 2025

NOTE 1 - STATEMENT OF REVENUES, EXPENDITURES AND CHANGES IN FUND BALANCE - BUDGET AND ACTUAL - BUDGETARY BASIS - GENERAL FUND (CONTINUED)

BUDGETARY INFORMATION *(Continued)*

- All unexpended appropriations lapse at year-end, except those amounts appropriated within the Capital Reserve Fund and certain amounts approved by the Board of Finance for carryover. Appropriations for capital projects are continued until completion of applicable projects, even when projects extend more than one fiscal year.

Accounting principles applied for purposes of developing data on a budgetary basis differ from those used to present financial statements in conformity with accounting principles generally accepted in the United States of America (GAAP basis). The differences consist primarily of payments made by the State of Connecticut on-behalf of the Town into the State Teachers' Retirement System, which are not recorded for budgetary purposes, and certain reclassifications between revenues, expenditures and other financing sources (uses) due to perspective differences.

A reconciliation of General Fund amounts presented on the budgetary basis to amounts presented on the GAAP basis is as follows for the year ended June 30, 2025:

	<u>Total Revenues</u>	<u>Total Expenditures</u>	<u>Other Financing Sources (Uses), Net</u>	<u>Net Change in Fund Balance</u>
Budgetary basis	\$ 12,887,647	\$ 11,388,187	\$ (1,197,000)	\$ 302,460
"On-behalf" payments - State Teachers Retirement Fund	686,709	686,709	-	-
Reclassification of transfers for GAAP purposes	-	(298,591)	(298,591)	-
GAAP basis	<u>\$ 13,574,356</u>	<u>\$ 11,776,305</u>	<u>\$ (1,495,591)</u>	<u>\$ 302,460</u>

TOWN OF ANDOVER, CONNECTICUT
NOTES TO REQUIRED SUPPLEMENTARY INFORMATION (UNAUDITED) *(Continued)*
AS OF AND FOR THE YEAR JUNE 30, 2025

NOTE 2 - SCHEDULE OF THE TOWN'S PROPORTIONATE SHARE OF THE NET PENSION LIABILITY - CONNECTICUT MUNICIPAL EMPLOYEES' RETIREMENT SYSTEM

The Town began to report this schedule in fiscal year 2019. GASB Statement No. 68, *Accounting and Financial Reporting for Pensions - An Amendment of GASB Statement No. 27* requires the information within this schedule to be presented for the ten most recent fiscal years.

Actuarial valuations are prepared every year with the most recent available actuarial valuation performed as of June 30, 2024. This information is utilized by the Town for reporting as of June 30, 2025.

Benefit Changes - There have been no changes in benefit terms that have had a significant effect on the measurement of the Town's proportionate share of the net pension liability.

Assumption Changes - There have been no changes in assumptions that have had a significant effect on the measurement of the Town's proportionate share of the net pension liability.

NOTE 3 - SCHEDULE OF CONTRIBUTIONS - CONNECTICUT MUNICIPAL EMPLOYEES' RETIREMENT SYSTEM

The Town began to report the schedule of contributions and investment returns in fiscal year 2019. GASB Statement No. 68, *Accounting and Financial Reporting for Pensions – An Amendment of GASB Statement No. 27* requires the information within this schedule to be presented for the ten most recent fiscal years.

Actuarially determined contribution rates are calculated as of June 30, two years prior to the end of the fiscal year in which contributions are reported.

Methods and assumptions used to determine contribution rates for 2024 are as follows:

Actuarial cost method:	Entry age normal actuarial cost method
Asset valuation method:	Market value
Inflation:	2.50%
Salary increases:	3.00% to 9.50%, including inflation
Investment rate of return:	7.00%, net of investment related expenses

Mortality rates were based on the Pub-2010 Mortality Tables set-forward one year (except Active employees) and projected generationally with Scale MP-2021.

TOWN OF ANDOVER, CONNECTICUT
NOTES TO REQUIRED SUPPLEMENTARY INFORMATION (UNAUDITED) *(Continued)*
AS OF AND FOR THE YEAR JUNE 30, 2025

NOTE 4 - SCHEDULE OF THE TOWN'S PROPORTIONATE SHARE OF THE COLLECTIVE NET PENSION LIABILITY - CONNECTICUT TEACHERS' RETIREMENT SYSTEM

The Town began to report this schedule in fiscal year 2019. GASB Statement No. 68, *Accounting and Financial Reporting for Pensions - An Amendment of GASB Statement No. 27* requires the information within this schedule to be presented for the ten most recent fiscal years.

Actuarial valuations are prepared every year with the most recent available actuarial valuation performed as of June 30, 2024. This information is utilized by the Town for reporting as of June 30, 2025.

Benefit Changes - There have been no changes in benefit terms that have had a significant effect on the measurement of the Town's proportionate share of the net pension liability.

Assumption Changes - There have been no changes in assumptions that have had a significant effect on the measurement of the Town's proportionate share of the net pension liability.

NOTE 5 - SCHEDULE OF CHANGES IN TOTAL OPEB LIABILITY - OTHER POST-EMPLOYMENT BENEFITS PLAN

The Town began to report this schedule when it implemented GASB Statement No. 75, *Accounting and Financial Reporting for Postemployment Benefits Other Than Pension*, in fiscal year 2018. GASB Statement No. 75 requires the information within this schedule to be presented for the ten most recent fiscal years. This schedule will present 10 years of information as additional information becomes available.

The July 1, 2024 actuarial valuation was utilized to calculate the July 1, 2024 total OPEB liability. The July 1, 2024 total OPEB liability was increased by service cost and interest and decreased by benefit payments to estimate the TOL as of June 30, 2025.

Benefit Changes - There have been no changes in benefit terms that have had a significant effect on the measurement of the total OPEB liability.

Assumption Changes - There have been no changes in assumptions that have had a significant effect on the measurement of the total OPEB liability.

TOWN OF ANDOVER, CONNECTICUT
NOTES TO REQUIRED SUPPLEMENTARY INFORMATION (UNAUDITED) *(Continued)*
AS OF AND FOR THE YEAR JUNE 30, 2025

NOTE 6 - SCHEDULE OF THE TOWN'S PROPORTIONATE SHARE OF THE COLLECTIVE NET OPEB LIABILITY - CONNECTICUT TEACHERS' RETIREMENT SYSTEM

The Town began to report this schedule when it implemented GASB Statement No. 75, *Accounting and Financial Reporting for Postemployment Benefits Other Than Pension*, in fiscal year 2018. GASB Statement No. 75 requires the information within this schedule to be presented for the ten most recent fiscal years.

Actuarial valuations are prepared every two years with the most recent available actuarial valuation performed as of June 30, 2024. The liabilities were estimated based on a measurement date of June 30, 2024. The employer allocations were then applied to the net OPEB liability and OPEB expense to determine the amount applicable to each employer. This information is utilized by the Town for reporting as of June 30, 2025.

Benefit Changes - There have been no changes in benefit terms that have had a significant effect on the measurement of the Town's proportionate share of the collective net OPEB liability.

Assumption Changes - There have been no changes in assumptions that have had a significant effect on the measurement of the Town's proportionate share of the collective net OPEB liability.

COMBINING AND INDIVIDUAL FUND STATEMENTS AND SCHEDULES

GENERAL FUND

TOWN OF ANDOVER, CONNECTICUT
SCHEDULE OF REVENUES AND OTHER FINANCING SOURCES - BUDGET AND ACTUAL -
BUDGETARY BASIS - GENERAL FUND (UNAUDITED)
FOR THE YEAR ENDED JUNE 30, 2025

	<u>Budgeted Amounts</u>		<u>Actual</u>	<u>Variance With Final Budget Over (Under)</u>
	<u>Original</u>	<u>Final</u>		
PROPERTY TAXES				
Tax collections - current year	\$ 10,060,779	\$ 10,060,779	\$ 10,122,079	\$ 61,300
Tax collections - prior year	155,000	155,000	147,004	(7,996)
Tax interest and liens	61,000	61,000	102,942	41,942
TOTAL PROPERTY TAXES	<u>10,276,779</u>	<u>10,276,779</u>	<u>10,372,025</u>	<u>95,246</u>
INTERGOVERNMENTAL REVENUES				
Town:				
Municipal Stabilization Grant	43,820	43,820	43,820	-
Senior transportation grant	12,000	12,000	-	(12,000)
State miscellaneous	11,000	11,000	2,514	(8,486)
Payment in Lieu of Taxes on State-owned Property	10,830	10,830	11,416	586
Mashantucket Pequot and Mohegan Fund Grant	6,680	6,680	6,680	-
Telephone access	5,000	5,000	15,783	10,783
Neglected cemeteries	5,000	5,000	-	(5,000)
Early voting grant	5,000	5,000	-	(5,000)
Municipal Grant-in-Aid	2,620	2,620	2,620	-
Tax Relief on Property of Totally Disabled Persons	400	400	530	130
Tax Relief for Veterans	-	-	1,133	1,133
	<u>102,350</u>	<u>102,350</u>	<u>84,496</u>	<u>(17,854)</u>
Education:				
Education cost sharing	2,004,782	2,004,782	2,004,782	-
TOTAL INTERGOVERNMENTAL REVENUES	<u>2,107,132</u>	<u>2,107,132</u>	<u>2,089,278</u>	<u>(17,854)</u>
CHARGES FOR SERVICES				
Building department	72,000	72,000	81,915	9,915
Town clerk	57,500	57,500	54,737	(2,763)
Transfer station	44,200	44,200	46,139	1,939
Rentals	17,500	17,500	2,295	(15,205)
Miscellaneous	5,000	5,000	48,209	43,209
Waste redemption	1,400	1,400	6,448	5,048
TOTAL CHARGES FOR SERVICES	<u>197,600</u>	<u>197,600</u>	<u>239,743</u>	<u>42,143</u>
INVESTMENT INCOME	<u>140,000</u>	<u>140,000</u>	<u>186,601</u>	<u>46,601</u>
TOTAL REVENUES	<u>12,721,511</u>	<u>12,721,511</u>	<u>12,887,647</u>	<u>166,136</u>
OTHER FINANCING SOURCES				
Appropriation of fund balance	79,280	79,280	-	(79,280)
TOTAL OTHER FINANCING SOURCES	<u>79,280</u>	<u>79,280</u>	<u>-</u>	<u>(79,280)</u>
TOTAL REVENUES AND OTHER FINANCING SOURCES	<u>\$ 12,800,791</u>	<u>\$ 12,800,791</u>	<u>\$ 12,887,647</u>	<u>\$ 86,856</u>

TOWN OF ANDOVER, CONNECTICUT
SCHEDULE OF EXPENDITURES AND OTHER FINANCING USES - BUDGET AND ACTUAL -
BUDGETARY BASIS - GENERAL FUND (UNAUDITED)
FOR THE YEAR ENDED JUNE 30, 2025

	<u>Budgeted Amounts</u>		<u>Actual</u>	<u>Variance With</u>
	<u>Original</u>	<u>Final</u>		<u>Final Budget</u>
GENERAL GOVERNMENT				
Selectmen	\$ 7,100	\$ 7,100	\$ 6,975	\$ (125)
Town Administrator	119,082	119,082	104,542	(14,540)
Board of Finance	1,700	1,800	1,796	(4)
Audit, actuarial and consulting services	42,525	43,725	43,725	-
Town Attorney	18,000	18,000	12,072	(5,928)
Treasurer	80,893	80,893	70,829	(10,064)
Tax Collector	52,147	52,147	49,067	(3,080)
Assessor	97,572	97,572	97,452	(120)
Board of Assessment Appeals	975	1,080	1,078	(2)
Town Clerk	115,761	109,261	106,738	(2,523)
Probate Court	3,300	3,327	3,327	-
Elections	38,828	29,828	19,851	(9,977)
Old Town Hall maintenance	4,875	4,875	1,570	(3,305)
Registrars	20,578	20,578	16,001	(4,577)
Advertising	5,500	8,250	8,242	(8)
Town Office building	93,578	104,123	104,019	(104)
Insurance	118,550	118,550	114,594	(3,956)
Employee benefits	454,721	444,593	421,806	(22,787)
Custodial and cleaning services	27,291	17,291	16,578	(713)
Contingency	50,000	50,000	13,509	(36,491)
Historical	200	200	-	(200)
TOTAL GENERAL GOVERNMENT	<u>1,353,176</u>	<u>1,332,275</u>	<u>1,213,771</u>	<u>(118,504)</u>
PUBLIC WORKS				
Public Works Department	449,807	449,843	439,944	(9,899)
Snow removal	96,975	96,975	96,859	(116)
Town Garage	35,845	35,845	33,249	(2,596)
Street lighting	6,700	6,700	6,449	(251)
Engineer	10,000	17,425	17,422	(3)
Ground maintenance	36,000	38,450	39,243	793
TOTAL PUBLIC WORKS	<u>635,327</u>	<u>645,238</u>	<u>633,166</u>	<u>(12,072)</u>
PUBLIC SAFETY				
Fire Department	167,150	167,470	167,467	(3)
Law enforcement	140,450	141,940	141,939	(1)
Old Fire House	500	1,180	1,179	(1)
Fire marshal	12,350	12,350	9,696	(2,654)
Animal control	12,600	12,600	12,600	-
Civil preparedness	3,003	2,003	429	(1,574)
TOTAL PUBLIC SAFETY	<u>336,053</u>	<u>337,543</u>	<u>333,310</u>	<u>(4,233)</u>
SANITATION AND WASTE				
Transfer Station	182,538	179,538	167,667	(11,871)
Recycling	8,736	11,141	11,138	(3)
TOTAL SANITATION AND WASTE	<u>191,274</u>	<u>190,679</u>	<u>178,805</u>	<u>(11,874)</u>

(Continued)

TOWN OF ANDOVER, CONNECTICUT
SCHEDULE OF EXPENDITURES AND OTHER FINANCING USES - BUDGET AND ACTUAL -
BUDGETARY BASIS - GENERAL FUND (UNAUDITED) *(Concluded)*
FOR THE YEAR ENDED JUNE 30, 2025

	<u>Budgeted Amounts</u>		<u>Actual</u>	<u>Variance With Final Budget Over (Under)</u>
	<u>Original</u>	<u>Final</u>		
BUILDING PLANNING AND ZONING				
Building Department	\$ 149,024	\$ 155,224	\$ 155,212	\$ (12)
Conservation Commission	650	650	190	(460)
Capital Region Council of Governments	9,000	9,000	8,028	(972)
Planning and Zoning	10,375	15,575	15,561	(14)
Inlands Wetlands Commission	1,965	1,965	818	(1,147)
Economic Development Commission	1,000	1,000	550	(450)
Zoning Board of Appeals	500	500	350	(150)
TOTAL BUILDING PLANNING AND ZONING	172,514	183,914	180,709	(3,205)
COMMUNITY SERVICES				
Library	113,613	110,113	109,770	(343)
Senior transportation	59,100	59,100	49,587	(9,513)
Senior citizens	91,058	91,058	83,574	(7,484)
TOTAL COMMUNITY SERVICES	263,771	260,271	242,931	(17,340)
HEALTH AND WELFARE				
Youth services	102,528	102,528	102,528	-
Health services	18,884	18,884	18,660	(224)
Social services	1,000	1,000	1,000	-
TOTAL HEALTH AND WELFARE	122,412	122,412	122,188	(224)
RECREATION				
	14,600	16,795	16,790	(5)
EDUCATION				
Andover Elementary School	4,348,058	4,348,058	4,212,950	(135,108)
Andover Elementary School - Year End Transfer	-	-	86,961	86,961
Regional School District No. 8	4,150,106	4,150,106	4,150,106	-
TOTAL EDUCATION	8,498,164	8,498,164	8,450,017	(48,147)
TOTAL EXPENDITURES	11,603,791	11,603,791	11,388,187	(215,604)
OTHER FINANCING USES				
Transfers out to other funds	1,197,000	1,197,000	1,197,000	-
TOTAL EXPENDITURES	\$ 12,800,791	\$ 12,800,791	\$ 12,585,187	\$ (215,604)

(Concluded)

TOWN OF ANDOVER, CONNECTICUT
SCHEDULE OF PROPERTY TAXES LEVIED, COLLECTED AND OUTSTANDING
FOR THE YEAR ENDED JUNE 30, 2025

Grand List Year	Balance Uncollected June 30, 2024	Current Levy	Lawful Corrections		Transfers To (From) Suspense	Balance To Be Collected	Collections			Balance Uncollected June 30, 2025
			Additions	Deductions			Taxes	Interest and Lien Fees	Total	
2023	\$ -	\$ 10,146,633	\$ 11,500	\$ 20,913	\$ -	\$ 10,137,220	\$ 10,009,536	\$ 37,515	\$ 10,047,051	\$ 127,684
2022	137,776	-	2,616	5,018	-	135,374	90,285	21,689	111,974	45,089
2021	77,800	-	972	637	-	78,135	34,723	16,484	51,207	43,412
2020	44,114	-	248	108	-	44,254	19,182	13,022	32,204	25,072
2019	29,593	-	-	107	-	29,486	13,777	10,694	24,471	15,709
2018	23,409	-	-	107	-	23,302	7,347	6,367	13,714	15,955
2017	20,291	-	-	174	-	20,117	1,260	1,664	2,924	18,857
2016	14,687	-	-	76	-	14,611	89	124	213	14,522
2015	16,760	-	-	-	-	16,760	46	91	137	16,714
2014	10,093	-	-	-	-	10,093	229	715	944	9,864
2013	4,941	-	-	-	-	4,941	298	665	963	4,643
2012	5,571	-	-	-	-	5,571	239	490	729	5,332
2011	5,004	-	-	-	-	5,004	-	-	-	5,004
2010	211	-	-	-	-	211	-	-	-	211
2009	357	-	-	357	-	-	-	-	-	-
2008	548	-	-	548	-	-	-	-	-	-
Total	\$ 391,155	\$ 10,146,633	\$ 15,336	\$ 28,045	\$ -	\$ 10,525,079	\$ 10,177,011	\$ 109,520	\$ 10,286,531	\$ 348,068

TOWN OF ANDOVER, CONNECTICUT
SCHEDULE OF DEBT LIMITATION
CONNECTICUT GENERAL STATUTES, SECTION 7-374(b)
FOR THE YEAR ENDED JUNE 30, 2025

Total cash collections for the year ended
June 30, 2025:

Taxes	\$ 10,177,011
Interest and lien fees	109,520
Total	<u>10,286,531</u>

Reimbursement for revenue loss:

Tax relief (CGS 12-129d)	-
--------------------------	---

Base	<u>\$ 10,286,531</u>
------	----------------------

	<u>General Purposes</u>	<u>Schools</u>	<u>Sewers</u>	<u>Urban Renewal</u>	<u>Pension Deficit</u>
Debt limitation:					
2-1/4 times base	\$ 23,144,695	\$ -	\$ -	\$ -	\$ -
4-1/2 times base	-	46,289,390	-	-	-
3-3/4 times base	-	-	38,574,491	-	-
3-1/4 times base	-	-	-	33,431,226	-
3 times base	-	-	-	-	30,859,593
Total debt limitation	<u>23,144,695</u>	<u>46,289,390</u>	<u>38,574,491</u>	<u>33,431,226</u>	<u>30,859,593</u>
Indebtedness:					
Bonds payable, net - Regional School District No. 8	-	106,552 *	-	-	-
Total indebtedness	<u>-</u>	<u>106,552</u>	<u>-</u>	<u>-</u>	<u>-</u>
Debt limitation in excess of outstanding and authorized debt	<u>\$ 23,144,695</u>	<u>\$ 46,182,838</u>	<u>\$ 38,574,491</u>	<u>\$ 33,431,226</u>	<u>\$ 30,859,593</u>
Total capacity of borrowing (7 times base)	\$ 72,005,717				
Total present indebtedness	<u>106,552</u>				
Margin for additional borrowing	<u>\$ 71,899,165</u>				

* Andover is a member of Regional School District No. 8, which provides education for grades seven through twelve for the Towns of Marlborough, Andover and Hebron. As of June 30, 2025, the District has bonds outstanding of \$795,000. The Town of Andover's share is approximately 13.40%. These are general obligations of Regional School District No. 8 and its member towns.

CAPITAL RESERVE FUND

TOWN OF ANDOVER, CONNECTICUT
 COMBINING BALANCE SHEET AND
 STATEMENT OF REVENUES, EXPENDITURES AND CHANGES IN FUND BALANCES -
 CAPITAL RESERVE FUND
 AS OF AND FOR THE YEAR ENDED JUNE 30, 2025

	Nonrecurring Reserve Fund	Fire Engine Reserve Fund	AES Reserve Fund	Equipment Reserve Fund	Tree Removal Fund	Library Reserve Fund	Conservation and Development Reserve Fund
ASSETS							
Cash and cash equivalents	\$ 41,104	\$ 54,763	\$ 250,739	\$ 25,371	\$ -	\$ 11	\$ -
Due from other funds	-	380,937	95,970	-	18,648	62	2,905
Total assets	<u>\$ 41,104</u>	<u>\$ 435,700</u>	<u>\$ 346,709</u>	<u>\$ 25,371</u>	<u>\$ 18,648</u>	<u>\$ 73</u>	<u>\$ 2,905</u>
LIABILITIES							
Due to other funds	\$ -	\$ -	\$ -	\$ 12,343	\$ -	\$ -	\$ -
Total liabilities	<u>-</u>	<u>-</u>	<u>-</u>	<u>12,343</u>	<u>-</u>	<u>-</u>	<u>-</u>
FUND BALANCES							
Committed	41,104	435,700	346,709	13,028	18,648	73	2,905
Unassigned	-	-	-	-	-	-	-
Total fund balances	<u>41,104</u>	<u>435,700</u>	<u>346,709</u>	<u>13,028</u>	<u>18,648</u>	<u>73</u>	<u>2,905</u>
Total liabilities and fund balances	<u>\$ 41,104</u>	<u>\$ 435,700</u>	<u>\$ 346,709</u>	<u>\$ 25,371</u>	<u>\$ 18,648</u>	<u>\$ 73</u>	<u>\$ 2,905</u>
REVENUES							
Intergovernmental	\$ -	\$ 5,000	\$ -	\$ -	\$ -	\$ -	\$ -
Investment income	41	55	171	25	-	-	-
Other	-	-	-	-	-	-	-
Total revenues	<u>41</u>	<u>5,055</u>	<u>171</u>	<u>25</u>	<u>-</u>	<u>-</u>	<u>-</u>
EXPENDITURES							
Capital outlays	-	43,338	-	-	45,925	-	12,000
Debt service:							
Principal payments	-	-	-	35,712	-	-	-
Interest and fiscal charges	-	-	-	12,133	-	-	-
Total expenditures	<u>-</u>	<u>43,338</u>	<u>-</u>	<u>47,845</u>	<u>45,925</u>	<u>-</u>	<u>12,000</u>
Excess (deficiency) of revenues over expenditures	41	(38,283)	171	(47,820)	(45,925)	-	(12,000)
OTHER FINANCING SOURCES							
Proceeds from sale of capital assets	-	65,000	-	-	-	-	-
Transfers in	-	137,000	86,961	125,000	50,000	-	-
Total other financing sources	<u>-</u>	<u>202,000</u>	<u>86,961</u>	<u>125,000</u>	<u>50,000</u>	<u>-</u>	<u>-</u>
Net change in fund balances	41	163,717	87,132	77,180	4,075	-	(12,000)
Fund balances - beginning	41,063	271,983	259,577	(64,152)	14,573	73	14,905
Fund balances - ending	<u>\$ 41,104</u>	<u>\$ 435,700</u>	<u>\$ 346,709</u>	<u>\$ 13,028</u>	<u>\$ 18,648</u>	<u>\$ 73</u>	<u>\$ 2,905</u>

(Continued)

TOWN OF ANDOVER, CONNECTICUT
 COMBINING BALANCE SHEET AND
 STATEMENT OF REVENUES, EXPENDITURES AND CHANGES IN FUND BALANCES -
 CAPITAL RESERVE FUND *(Concluded)*
 AS OF AND FOR THE YEAR ENDED JUNE 30, 2025

	Revaluation Reserve Fund	Town Garage Fund	Multi-use Building Fund	Road Improvement Fund	Building Maintenance Fund	Transfer Station Shed Repair Fund	AES Capital Fund	Total Capital Reserve Fund
ASSETS								
Cash and cash equivalents	\$ 44,656	\$ -	\$ -	\$ -	\$ -	\$ -	\$ 8,774	\$ 425,418
Due from other funds	5,441	26,697	425,658	323,009	18,626	-	519,067	1,817,020
Total assets	<u>\$ 50,097</u>	<u>\$ 26,697</u>	<u>\$ 425,658</u>	<u>\$ 323,009</u>	<u>\$ 18,626</u>	<u>\$ -</u>	<u>\$ 527,841</u>	<u>\$ 2,242,438</u>
LIABILITIES								
Due to other funds	\$ -	\$ -	\$ -	\$ -	\$ -	\$ 7,617	\$ -	\$ 19,960
Total liabilities	<u>-</u>	<u>-</u>	<u>-</u>	<u>-</u>	<u>-</u>	<u>7,617</u>	<u>-</u>	<u>19,960</u>
FUND BALANCES								
Committed	50,097	26,697	425,658	323,009	18,626	-	527,841	2,230,095
Uassigned	-	-	-	-	-	(7,617)	-	(7,617)
Total fund balances	<u>50,097</u>	<u>26,697</u>	<u>425,658</u>	<u>323,009</u>	<u>18,626</u>	<u>(7,617)</u>	<u>527,841</u>	<u>2,222,478</u>
Total liabilities and fund balances	<u>\$ 50,097</u>	<u>\$ 26,697</u>	<u>\$ 425,658</u>	<u>\$ 323,009</u>	<u>\$ 18,626</u>	<u>\$ -</u>	<u>\$ 527,841</u>	<u>\$ 2,242,438</u>
REVENUES								
Intergovernmental	\$ -	\$ -	\$ -	\$ -	\$ 48,802	\$ -	\$ -	\$ 53,802
Investment income	44	-	-	-	-	-	9	345
Other	-	-	-	-	700	-	-	700
Total revenues	<u>44</u>	<u>-</u>	<u>-</u>	<u>-</u>	<u>49,502</u>	<u>-</u>	<u>9</u>	<u>54,847</u>
EXPENDITURES								
Capital outlays	-	-	37,857	403,870	117,112	-	45,545	705,647
Debt service:								
Principal payments	-	-	-	-	-	-	-	35,712
Interest and fiscal charges	-	-	-	-	-	-	-	12,133
Total expenditures	<u>-</u>	<u>-</u>	<u>37,857</u>	<u>403,870</u>	<u>117,112</u>	<u>-</u>	<u>45,545</u>	<u>753,492</u>
Excess (deficiency) of revenues over expenditures	44	-	(37,857)	(403,870)	(67,610)	-	(45,536)	(698,645)
OTHER FINANCING SOURCES								
Proceeds from sale of capital assets	-	-	-	-	-	-	-	65,000
Transfers in	16,500	-	50,000	410,000	100,000	-	100,000	1,075,461
Total other financing sources	<u>16,500</u>	<u>-</u>	<u>50,000</u>	<u>410,000</u>	<u>100,000</u>	<u>-</u>	<u>100,000</u>	<u>1,140,461</u>
Net change in fund balances	16,544	-	12,143	6,130	32,390	-	54,464	441,816
Fund balances - beginning	33,553	26,697	413,515	316,879	(13,764)	(7,617)	473,377	1,780,662
Fund balances - ending	<u>\$ 50,097</u>	<u>\$ 26,697</u>	<u>\$ 425,658</u>	<u>\$ 323,009</u>	<u>\$ 18,626</u>	<u>\$ (7,617)</u>	<u>\$ 527,841</u>	<u>\$ 2,222,478</u>

(Concluded)

NONMAJOR GOVERNMENTAL FUNDS

TOWN OF ANDOVER, CONNECTICUT
 COMBINING BALANCE SHEET -
 NONMAJOR GOVERNMENTAL FUNDS
 AS OF JUNE 30, 2025

	Nonmajor Special Revenue Funds							
	Andover Public Library Fund	Andover Fire Commission Fund	Open Space Fund	Severance Pay Fund	Historic Preservation Fund	Community Investment Fund	Community Garden Fund	Town Aid Road Fund
ASSETS								
Cash and cash equivalents	\$ 41,413	\$ -	\$ 234,427	\$ -	\$ 1,154	\$ -	\$ -	\$ -
Investments	-	-	-	-	-	-	-	-
Receivables:								
Grants and contracts	1,557	-	-	-	-	-	-	-
Other	-	-	-	-	-	-	-	-
Due from other funds	-	-	41,646	28,825	-	121,039	1,644	117,906
Total assets	<u>\$ 42,970</u>	<u>\$ -</u>	<u>\$ 276,073</u>	<u>\$ 28,825</u>	<u>\$ 1,154</u>	<u>\$ 121,039</u>	<u>\$ 1,644</u>	<u>\$ 117,906</u>
LIABILITIES								
Accounts payable	\$ 2,450	\$ -	\$ -	\$ -	\$ -	\$ -	\$ -	\$ -
Due to other funds	-	-	-	-	1,584	-	-	-
Unearned revenue	-	-	-	-	-	83,166	-	-
Total liabilities	<u>2,450</u>	<u>-</u>	<u>-</u>	<u>-</u>	<u>1,584</u>	<u>83,166</u>	<u>-</u>	<u>-</u>
FUND BALANCES								
Nonspendable	-	-	-	-	-	-	-	-
Restricted	-	-	-	-	-	-	-	117,906
Committed	40,520	-	276,073	28,825	-	37,873	1,644	-
Unassigned	-	-	-	-	(430)	-	-	-
Total fund balances	<u>40,520</u>	<u>-</u>	<u>276,073</u>	<u>28,825</u>	<u>(430)</u>	<u>37,873</u>	<u>1,644</u>	<u>117,906</u>
Total liabilities and fund balances	<u>\$ 42,970</u>	<u>\$ -</u>	<u>\$ 276,073</u>	<u>\$ 28,825</u>	<u>\$ 1,154</u>	<u>\$ 121,039</u>	<u>\$ 1,644</u>	<u>\$ 117,906</u>

(Continued)

TOWN OF ANDOVER, CONNECTICUT
 COMBINING BALANCE SHEET -
 NONMAJOR GOVERNMENTAL FUNDS *(Continued)*
 AS OF JUNE 30, 2025

	Nonmajor Special Revenue Funds							
	Housing Incentive Grant Fund	Hartford Foundation Grant Fund	Energy Assurance Grant Fund	Senior Services Grant Fund	Eversource Energy Grant Fund	Senior Lunch Program Fund	Senior Activity Fund	Early Voting Grant Fund
ASSETS								
Cash and cash equivalents	\$ -	\$ 512	\$ -	\$ -	\$ -	\$ -	\$ 2,581	\$ -
Investments	-	-	-	-	-	-	-	-
Receivables:								
Grants and contracts	-	-	-	-	-	-	-	-
Other	-	-	-	-	-	-	-	-
Due from other funds	9,400	13,774	1,916	425	138	7,309	11	-
Total assets	\$ 9,400	\$ 14,286	\$ 1,916	\$ 425	\$ 138	\$ 7,309	\$ 2,592	\$ -
LIABILITIES								
Accounts payable	\$ -	\$ -	\$ -	\$ -	\$ -	\$ -	\$ -	\$ -
Due to other funds	-	-	-	-	-	-	-	-
Unearned revenue	2,500	-	-	-	-	-	-	-
Total liabilities	2,500	-	-	-	-	-	-	-
FUND BALANCES								
Nonspendable	-	-	-	-	-	-	-	-
Restricted	6,900	14,286	1,916	425	138	-	-	-
Committed	-	-	-	-	-	7,309	2,592	-
Unassigned	-	-	-	-	-	-	-	-
Total fund balances	6,900	14,286	1,916	425	138	7,309	2,592	-
Total liabilities and fund balances	\$ 9,400	\$ 14,286	\$ 1,916	\$ 425	\$ 138	\$ 7,309	\$ 2,592	\$ -

(Continued)

TOWN OF ANDOVER, CONNECTICUT
 COMBINING BALANCE SHEET -
 NONMAJOR GOVERNMENTAL FUNDS *(Continued)*
 AS OF JUNE 30, 2025

	Nonmajor Special Revenue Funds						
	Social Services Fund	Veterans Monument Fund	Miscellaneous Donations Fund	Dog Fund	Farmers Market Fund	Andover Youth Basketball Fund	Economic and Community Fund
ASSETS							
Cash and cash equivalents	\$ -	\$ 171	\$ -	\$ -	\$ 161	\$ -	\$ -
Investments	-	-	-	-	-	-	-
Receivables:							
Grants and contracts	-	-	-	-	-	-	-
Other	-	-	-	-	-	-	-
Due from other funds	6,250	12,588	7,339	9,802	840	10,058	500
Total assets	<u>\$ 6,250</u>	<u>\$ 12,759</u>	<u>\$ 7,339</u>	<u>\$ 9,802</u>	<u>\$ 1,001</u>	<u>\$ 10,058</u>	<u>\$ 500</u>
LIABILITIES							
Accounts payable	\$ -	\$ -	\$ -	\$ -	\$ -	\$ -	\$ -
Due to other funds	-	-	-	-	-	-	-
Unearned revenue	-	-	-	-	-	-	500
Total liabilities	<u>-</u>	<u>-</u>	<u>-</u>	<u>-</u>	<u>-</u>	<u>-</u>	<u>500</u>
FUND BALANCES							
Nonspendable	-	-	-	-	-	-	-
Restricted	-	-	-	-	-	-	-
Committed	6,250	12,759	7,339	9,802	1,001	10,058	-
Unassigned	-	-	-	-	-	-	-
Total fund balances	<u>6,250</u>	<u>12,759</u>	<u>7,339</u>	<u>9,802</u>	<u>1,001</u>	<u>10,058</u>	<u>-</u>
Total liabilities and fund balances	<u>\$ 6,250</u>	<u>\$ 12,759</u>	<u>\$ 7,339</u>	<u>\$ 9,802</u>	<u>\$ 1,001</u>	<u>\$ 10,058</u>	<u>\$ 500</u>

(Continued)

TOWN OF ANDOVER, CONNECTICUT
 COMBINING BALANCE SHEET -
 NONMAJOR GOVERNMENTAL FUNDS *(Continued)*
 AS OF JUNE 30, 2025

	Nonmajor Special Revenue Funds						
	Student Activities Fund	School Lunch Fund	School Grants Fund	Connectivity Fund	ARPA Library Grant	ARPA Fiscal Recovery	Community Bike Share Fund
ASSETS							
Cash and cash equivalents	\$ 24,475	\$ 17,759	\$ 63,216	\$ -	\$ -	\$ -	\$ -
Investments	-	-	-	-	-	-	-
Receivables:							
Grants and contracts	-	-	-	-	-	-	-
Other	-	-	-	-	-	-	-
Due from other funds	-	-	3,986	2,212	2,757	1,500	5,021
Total assets	<u>\$ 24,475</u>	<u>\$ 17,759</u>	<u>\$ 67,202</u>	<u>\$ 2,212</u>	<u>\$ 2,757</u>	<u>\$ 1,500</u>	<u>\$ 5,021</u>
LIABILITIES							
Accounts payable	\$ -	\$ -	\$ 6,077	\$ -	\$ -	\$ -	\$ -
Due to other funds	-	11,225	-	-	-	-	-
Unearned revenue	-	-	44,398	2,212	2,757	1,500	-
Total liabilities	<u>-</u>	<u>11,225</u>	<u>50,475</u>	<u>2,212</u>	<u>2,757</u>	<u>1,500</u>	<u>-</u>
FUND BALANCES							
Nonspendable	-	-	-	-	-	-	-
Restricted	24,475	-	16,727	-	-	-	5,021
Committed	-	6,534	-	-	-	-	-
Unassigned	-	-	-	-	-	-	-
Total fund balances	<u>24,475</u>	<u>6,534</u>	<u>16,727</u>	<u>-</u>	<u>-</u>	<u>-</u>	<u>5,021</u>
Total liabilities and fund balances	<u>\$ 24,475</u>	<u>\$ 17,759</u>	<u>\$ 67,202</u>	<u>\$ 2,212</u>	<u>\$ 2,757</u>	<u>\$ 1,500</u>	<u>\$ 5,021</u>

(Continued)

TOWN OF ANDOVER, CONNECTICUT
 COMBINING BALANCE SHEET -
 NONMAJOR GOVERNMENTAL FUNDS *(Continued)*
 AS OF JUNE 30, 2025

	Nonmajor Special Revenue Funds		Nonmajor Capital Projects Funds			
	Veterans Field Fund	Total Special Revenue Funds	Pedestrian Bridge Fund	Bunker Hill Bridge Fund	Bridge and Culvert Fund	Total Capital Projects Funds
ASSETS						
Cash and cash equivalents	\$ -	\$ 385,869	\$ -	\$ -	\$ -	\$ -
Investments	-	-	-	-	-	-
Receivables:						
Grants and contracts	-	1,557	-	736,210	-	736,210
Other	-	-	-	-	-	-
Due from other funds	10,000	416,886	5,820	-	516,925	522,745
Total assets	<u>\$ 10,000</u>	<u>\$ 804,312</u>	<u>\$ 5,820</u>	<u>\$ 736,210</u>	<u>\$ 516,925</u>	<u>\$ 1,258,955</u>
LIABILITIES						
Accounts payable	\$ -	8,527	\$ -	\$ -	\$ -	\$ -
Due to other funds	-	12,809	-	298,114	-	298,114
Unearned revenue	-	137,033	-	-	-	-
Total liabilities	<u>-</u>	<u>158,369</u>	<u>-</u>	<u>298,114</u>	<u>-</u>	<u>298,114</u>
FUND BALANCES						
Nonspendable	-	-	-	-	-	-
Restricted	-	187,794	-	-	-	-
Committed	10,000	458,579	5,820	438,096	516,925	960,841
Unassigned	-	(430)	-	-	-	-
Total fund balances	<u>10,000</u>	<u>645,943</u>	<u>5,820</u>	<u>438,096</u>	<u>516,925</u>	<u>960,841</u>
Total liabilities and fund balances	<u>\$ 10,000</u>	<u>\$ 804,312</u>	<u>\$ 5,820</u>	<u>\$ 736,210</u>	<u>\$ 516,925</u>	<u>\$ 1,258,955</u>

(Continued)

TOWN OF ANDOVER, CONNECTICUT
 COMBINING BALANCE SHEET -
 NONMAJOR GOVERNMENTAL FUNDS *(Concluded)*
 AS OF JUNE 30, 2025

	Nonmajor Permanent Funds							
	Norton Children's Fund	Norton Library Fund	Norton School Fund	Sprague Library Fund	Irene Mooney Fund	Brown & Brown Fund	Total Permanent Funds	Total Nonmajor Governmental Funds
ASSETS								
Cash and cash equivalents	\$ 14,502	\$ 3,709	\$ 14,280	\$ 3,291	\$ 11,891	\$ 26,186	\$ 73,859	\$ 459,728
Investments	-	-	62,936	-	-	-	62,936	62,936
Receivables:								
Grants and contracts	-	-	-	-	-	-	-	737,767
Other	-	-	346	-	-	-	346	346
Due from other funds	-	-	691	-	-	-	691	940,322
Total assets	<u>\$ 14,502</u>	<u>\$ 3,709</u>	<u>\$ 78,253</u>	<u>\$ 3,291</u>	<u>\$ 11,891</u>	<u>\$ 26,186</u>	<u>\$ 137,832</u>	<u>\$ 2,201,099</u>
LIABILITIES								
Accounts payable	\$ -	\$ -	\$ -	\$ -	\$ -	\$ -	\$ -	\$ 8,527
Due to other funds	1,326	-	-	-	-	-	1,326	312,249
Unearned revenue	-	-	-	-	-	-	-	137,033
Total liabilities	<u>1,326</u>	<u>-</u>	<u>-</u>	<u>-</u>	<u>-</u>	<u>-</u>	<u>1,326</u>	<u>457,809</u>
FUND BALANCES								
Nonspendable	8,795	3,000	8,000	3,000	11,000	25,000	58,795	58,795
Restricted	4,381	709	70,253	291	891	1,186	77,711	265,505
Committed	-	-	-	-	-	-	-	1,419,420
Unassigned	-	-	-	-	-	-	-	(430)
Total fund balances	<u>13,176</u>	<u>3,709</u>	<u>78,253</u>	<u>3,291</u>	<u>11,891</u>	<u>26,186</u>	<u>136,506</u>	<u>1,743,290</u>
Total liabilities and fund balances	<u>\$ 14,502</u>	<u>\$ 3,709</u>	<u>\$ 78,253</u>	<u>\$ 3,291</u>	<u>\$ 11,891</u>	<u>\$ 26,186</u>	<u>\$ 137,832</u>	<u>\$ 2,201,099</u>

(Concluded)

TOWN OF ANDOVER, CONNECTICUT
 COMBINING STATEMENT OF REVENUES, EXPENDITURES AND CHANGES IN FUND BALANCES -
 NONMAJOR GOVERNMENTAL FUNDS
 FOR THE YEAR ENDED JUNE 30, 2025

	Nonmajor Special Revenue Funds							
	Andover Public Library Fund	Andover Fire Commission Fund	Open Space Fund	Severance Pay Fund	Historic Preservation Fund	Community Investment Fund	Community Garden Fund	Town Aid Road Fund
REVENUES								
Intergovernmental	\$ 106	\$ 2,076	\$ -	\$ -	\$ -	\$ 5,500	\$ -	\$ 185,960
Charges for services	3,539	-	-	-	-	2,466	-	-
Investment income	4	-	234	-	1	-	-	-
Other	2,258	-	-	-	-	-	-	-
Total revenues	<u>5,907</u>	<u>2,076</u>	<u>234</u>	<u>-</u>	<u>1</u>	<u>7,966</u>	<u>-</u>	<u>185,960</u>
EXPENDITURES								
Current:								
General government	7,950	-	-	-	-	-	-	-
Public safety	-	172,490	-	-	-	-	-	-
Public works	-	-	-	-	-	-	-	118,089
Community services	27,514	-	-	-	-	6,883	-	-
Education	-	-	-	-	-	-	-	-
Capital outlays	-	-	-	-	-	-	-	-
Debt service:								
Principal payments	-	-	-	-	-	-	-	48,150
Interest and fiscal charges	-	-	-	-	-	-	-	10,731
Total expenditures	<u>35,464</u>	<u>172,490</u>	<u>-</u>	<u>-</u>	<u>-</u>	<u>6,883</u>	<u>-</u>	<u>176,970</u>
Excess (deficiency) of revenues over expenditures	(29,557)	(170,414)	234	-	1	1,083	-	8,990
OTHER FINANCING SOURCES								
Transfers in	28,000	167,130	50,000	-	-	-	-	-
Total other financing sources	<u>28,000</u>	<u>167,130</u>	<u>50,000</u>	<u>-</u>	<u>-</u>	<u>-</u>	<u>-</u>	<u>-</u>
Net change in fund balances	(1,557)	(3,284)	50,234	-	1	1,083	-	8,990
Fund balances - beginning	42,077	3,284	225,839	28,825	(431)	36,790	1,644	108,916
Fund balances - ending	<u>\$ 40,520</u>	<u>\$ -</u>	<u>\$ 276,073</u>	<u>\$ 28,825</u>	<u>\$ (430)</u>	<u>\$ 37,873</u>	<u>\$ 1,644</u>	<u>\$ 117,906</u>

(Continued)

TOWN OF ANDOVER, CONNECTICUT
 COMBINING STATEMENT OF REVENUES, EXPENDITURES AND CHANGES IN FUND BALANCES -
 NONMAJOR GOVERNMENTAL FUNDS *(Continued)*
 FOR THE YEAR ENDED JUNE 30, 2025

	Nonmajor Special Revenue Funds							
	Housing Incentive Grant Fund	Hartford Foundation Grant Fund	Energy Assurance Grant Fund	Senior Services Grant Fund	Eversource Energy Grant Fund	Senior Lunch Program Fund	Senior Activity Fund	Early Voting Grant Fund
REVENUES								
Intergovernmental	\$ -	\$ 5,000	\$ -	\$ -	\$ -	\$ -	\$ -	\$ 10,237
Charges for services	-	-	-	-	-	-	-	-
Investment income	-	1	-	-	-	-	-	-
Other	-	5,000	1,159	-	-	6,725	940	-
Total revenues	-	10,001	1,159	-	-	6,725	940	10,237
EXPENDITURES								
Current:								
General government	-	-	-	-	-	-	3,000	-
Public safety	-	-	-	-	-	-	-	-
Public works	-	-	-	-	-	-	-	-
Community services	-	1,000	330	-	-	4,483	25	10,237
Education	-	-	-	-	-	-	-	-
Capital outlays	-	-	-	-	-	-	-	-
Debt service:								
Principal payments	-	-	-	-	-	-	-	-
Interest and fiscal charges	-	-	-	-	-	-	-	-
Total expenditures	-	1,000	330	-	-	4,483	3,025	10,237
Excess (deficiency) of revenues over expenditures	-	9,001	829	-	-	2,242	(2,085)	-
OTHER FINANCING SOURCES								
Transfers in	-	-	-	-	-	-	-	-
Total other financing sources	-	-	-	-	-	-	-	-
Net change in fund balances	-	9,001	829	-	-	2,242	(2,085)	-
Fund balances - beginning	6,900	5,285	1,087	425	138	5,067	4,677	-
Fund balances - ending	\$ 6,900	\$ 14,286	\$ 1,916	\$ 425	\$ 138	\$ 7,309	\$ 2,592	\$ -

(Continued)

TOWN OF ANDOVER, CONNECTICUT
 COMBINING STATEMENT OF REVENUES, EXPENDITURES AND CHANGES IN FUND BALANCES -
 NONMAJOR GOVERNMENTAL FUNDS *(Continued)*
 FOR THE YEAR ENDED JUNE 30, 2025

	Nonmajor Special Revenue Funds							
	Social Service Fund	Veterans Monument Fund	Miscellaneous Donations Fund	Dog Fund	Farmers Market Fund	Andover Youth Basketball Fund	Town Conservation Fund	Economic and Community Fund
REVENUES								
Intergovernmental	\$ -	\$ -	\$ -	\$ -	\$ -	\$ -	\$ -	\$ 76,500
Charges for services	-	-	-	2,898	-	4,455	-	-
Investment income	-	-	-	-	-	-	-	-
Other	-	-	15,010	-	-	5,000	-	-
Total revenues	<u>-</u>	<u>-</u>	<u>15,010</u>	<u>2,898</u>	<u>-</u>	<u>9,455</u>	<u>-</u>	<u>76,500</u>
EXPENDITURES								
Current:								
General government	16	2,701	-	-	-	-	-	-
Public safety	-	-	-	1,523	-	-	-	-
Public works	-	-	-	-	-	-	-	-
Community services	-	-	15,010	-	-	5,772	-	76,500
Education	-	-	-	-	-	-	-	-
Capital outlays	-	-	-	-	-	-	-	-
Debt service:								
Principal payments	-	-	-	-	-	-	-	-
Interest and fiscal charges	-	-	-	-	-	-	-	-
Total expenditures	<u>16</u>	<u>2,701</u>	<u>15,010</u>	<u>1,523</u>	<u>-</u>	<u>5,772</u>	<u>-</u>	<u>76,500</u>
Excess (deficiency) of revenues over expenditures	(16)	(2,701)	-	1,375	-	3,683	-	-
OTHER FINANCING SOURCES								
Transfers in	-	-	-	-	-	-	-	-
Total other financing sources	<u>-</u>	<u>-</u>	<u>-</u>	<u>-</u>	<u>-</u>	<u>-</u>	<u>-</u>	<u>-</u>
Net change in fund balances	(16)	(2,701)	-	1,375	-	3,683	-	-
Fund balances - beginning	6,266	15,460	7,339	8,427	1,001	6,375	-	-
Fund balances - ending	<u>\$ 6,250</u>	<u>\$ 12,759</u>	<u>\$ 7,339</u>	<u>\$ 9,802</u>	<u>\$ 1,001</u>	<u>\$ 10,058</u>	<u>\$ -</u>	<u>\$ -</u>

(Continued)

TOWN OF ANDOVER, CONNECTICUT
 COMBINING STATEMENT OF REVENUES, EXPENDITURES AND CHANGES IN FUND BALANCES -
 NONMAJOR GOVERNMENTAL FUNDS *(Continued)*
 FOR THE YEAR ENDED JUNE 30, 2025

	Nonmajor Special Revenue Funds						
	Student Activities Fund	School Lunch Fund	School Grants Fund	Connectivity Fund	ARPA Library Grant	ARPA Fiscal Recovery	Community Bike Share Fund
REVENUES							
Intergovernmental	\$ -	\$ -	\$ 372,182	\$ 10,580	\$ -	\$ 15,621	\$ 4,652
Charges for services	21,194	33,595	235,917	-	-	-	-
Investment income	-	-	-	-	-	-	-
Other	-	-	-	-	-	-	6,100
Total revenues	<u>21,194</u>	<u>33,595</u>	<u>608,099</u>	<u>10,580</u>	<u>-</u>	<u>15,621</u>	<u>10,752</u>
EXPENDITURES							
Current:							
General government	-	-	-	-	-	-	-
Public safety	-	-	-	-	-	-	-
Public works	-	-	-	-	-	-	-
Community services	-	-	-	10,580	-	-	5,731
Education	20,059	40,174	615,845	-	-	-	-
Capital outlays	-	-	-	-	-	15,621	-
Debt service:							
Principal payments	-	-	-	-	-	-	-
Interest and fiscal charges	-	-	-	-	-	-	-
Total expenditures	<u>20,059</u>	<u>40,174</u>	<u>615,845</u>	<u>10,580</u>	<u>-</u>	<u>15,621</u>	<u>5,731</u>
Excess (deficiency) of revenues over expenditures	1,135	(6,579)	(7,746)	-	-	-	5,021
OTHER FINANCING SOURCES							
Transfers in	-	-	-	-	-	-	-
Total other financing sources	<u>-</u>	<u>-</u>	<u>-</u>	<u>-</u>	<u>-</u>	<u>-</u>	<u>-</u>
Net change in fund balances	1,135	(6,579)	(7,746)	-	-	-	5,021
Fund balances - beginning	<u>23,340</u>	<u>13,113</u>	<u>24,473</u>	<u>-</u>	<u>-</u>	<u>-</u>	<u>-</u>
Fund balances - ending	<u>\$ 24,475</u>	<u>\$ 6,534</u>	<u>\$ 16,727</u>	<u>\$ -</u>	<u>\$ -</u>	<u>\$ -</u>	<u>\$ 5,021</u>

(Continued)

TOWN OF ANDOVER, CONNECTICUT
 COMBINING STATEMENT OF REVENUES, EXPENDITURES AND CHANGES IN FUND BALANCES -
 NONMAJOR GOVERNMENTAL FUNDS *(Continued)*
 FOR THE YEAR ENDED JUNE 30, 2025

	Nonmajor Special Revenue Funds		Nonmajor Capital Projects Funds			
	Veterans Field Fund	Total Special Revenue Funds	Pedestrian Bridge Fund	Bunker Hill Bridge Fund	Bridge and Culvert Fund	Total Capital Projects Funds
REVENUES						
Intergovernmental	\$ -	\$ 688,414	\$ -	\$ 1,104,436	\$ -	\$ 1,104,436
Charges for services	-	304,064	-	-	-	-
Investment income	-	240	-	-	-	-
Other	10,000	52,192	-	-	-	-
Total revenues	10,000	1,044,910	-	1,104,436	-	1,104,436
EXPENDITURES						
Current:						
General government	-	13,667	-	-	-	-
Public safety	-	174,013	-	-	-	-
Public works	-	118,089	-	-	-	-
Community services	-	164,065	-	-	-	-
Education	-	676,078	-	-	-	-
Capital outlays	-	15,621	-	1,104,436	41,337	1,145,773
Debt service:						
Principal payments	-	48,150	-	-	-	-
Interest and fiscal charges	-	10,731	-	-	-	-
Total expenditures	-	1,220,414	-	1,104,436	41,337	1,145,773
Excess (deficiency) of revenues over expenditures	10,000	(175,504)	-	-	(41,337)	(41,337)
OTHER FINANCING SOURCES						
Transfers in	-	245,130	-	-	175,000	175,000
Total other financing sources	-	245,130	-	-	175,000	175,000
Net change in fund balances	10,000	69,626	-	-	133,663	133,663
Fund balances - beginning	-	576,317	5,820	438,096	383,262	827,178
Fund balances - ending	\$ 10,000	\$ 645,943	\$ 5,820	\$ 438,096	\$ 516,925	\$ 960,841

(Continued)

TOWN OF ANDOVER, CONNECTICUT
 COMBINING STATEMENT OF REVENUES, EXPENDITURES AND CHANGES IN FUND BALANCES -
 NONMAJOR GOVERNMENTAL FUNDS *(Concluded)*
 FOR THE YEAR ENDED JUNE 30, 2025

	Nonmajor Permanent Funds						Total Permanent Funds	Total Nonmajor Governmental Funds
	Norton Children's Fund	Norton Library Fund	Norton School Fund	Sprague Library Fund	Irene Mooney Fund	Brown & Brown Fund		
REVENUES								
Intergovernmental	\$ -	\$ -	\$ -	\$ -	\$ -	\$ -	\$ -	\$ 1,792,850
Charges for services	-	-	-	-	-	-	-	304,064
Investment income	14	4	11,438	3	12	27	11,498	11,738
Other	927	-	-	-	-	-	927	53,119
Total revenues	941	4	11,438	3	12	27	12,425	2,161,771
EXPENDITURES								
Current:								
General government	-	-	-	-	-	-	-	13,667
Public safety	-	-	-	-	-	-	-	174,013
Public works	-	-	-	-	-	-	-	118,089
Community services	2,382	-	-	-	-	-	2,382	166,447
Education	-	-	-	-	-	-	-	676,078
Capital outlays	-	-	-	-	-	-	-	1,161,394
Debt service:								
Principal payments	-	-	-	-	-	-	-	48,150
Interest and fiscal charges	-	-	-	-	-	-	-	10,731
Total expenditures	2,382	-	-	-	-	-	2,382	2,368,569
Excess (deficiency) of revenues over expenditures	(1,441)	4	11,438	3	12	27	10,043	(206,798)
OTHER FINANCING SOURCES								
Transfers in	-	-	-	-	-	-	-	420,130
Total other financing sources	-	-	-	-	-	-	-	420,130
Net change in fund balances	(1,441)	4	11,438	3	12	27	10,043	213,332
Fund balances - beginning	14,617	3,705	66,815	3,288	11,879	26,159	126,463	1,529,958
Fund balances - ending	\$ 13,176	\$ 3,709	\$ 78,253	\$ 3,291	\$ 11,891	\$ 26,186	\$ 136,506	\$ 1,743,290

(Concluded)

TOWN OF ANDOVER, CONNECTICUT

**FEDERAL AND STATE
SINGLE AUDITS**

FOR THE YEAR ENDED JUNE 30, 2025

**TOWN OF ANDOVER, CONNECTICUT
FEDERAL AND STATE SINGLE AUDITS
FOR THE YEAR ENDED JUNE 30, 2025**

TABLE OF CONTENTS

	<u>Page</u>
INTERNAL CONTROL AND COMPLIANCE REPORT	
Independent Auditor's Report on Internal Control over Financial Reporting and on Compliance and Other Matters Based on an Audit of Financial Statements Performed in Accordance with <i>Government Auditing Standards</i>	1
FEDERAL SINGLE AUDIT SECTION	
Independent Auditor's Report on Compliance for Each Major Federal Program, on Internal Control over Compliance, and on the Schedule of Expenditures of Federal Awards Required by the Uniform Guidance	3
Schedule of Expenditures of Federal Awards	6
Notes to Schedule of Expenditures of Federal Awards	7
Schedule of Federal Findings and Questioned Costs	8
Summary Schedule of the Status of Prior Audit Findings	9
STATE SINGLE AUDIT SECTION	
Independent Auditor's Report on Compliance for Each Major State Program, on Internal Control over Compliance, and on the Schedule of Expenditures of State Financial Assistance Required by the State Single Audit Act	10
Schedule of Expenditures of State Financial Assistance	13
Note to Schedule of Expenditures of State Financial Assistance	14
Schedule of State Findings and Questioned Costs	15
Summary Schedule of the Status of Prior Audit Findings	16

INTERNAL CONTROL AND COMPLIANCE REPORT

**INDEPENDENT AUDITOR'S REPORT ON INTERNAL CONTROL OVER FINANCIAL REPORTING
AND ON COMPLIANCE AND OTHER MATTERS BASED ON AN AUDIT OF FINANCIAL STATEMENTS
PERFORMED IN ACCORDANCE WITH *GOVERNMENT AUDITING STANDARDS***

To the Board of Finance
Town of Andover, Connecticut

We have audited, in accordance with the auditing standards generally accepted in the United States of America and the standards applicable to financial audits contained in *Government Auditing Standards* issued by the Comptroller General of the United States, the financial statements of the governmental activities, each major fund, and the aggregate remaining fund information of the Town of Andover, Connecticut, (the Town) as of and for the year ended June 30, 2025, and the related notes to the financial statements, which collectively comprise the Town's basic financial statements, and have issued our report thereon dated April 22, 2026.

Report on Internal Control over Financial Reporting

In planning and performing our audit of the financial statements, we considered the Town's internal control over financial reporting (internal control) as a basis for designing audit procedures that are appropriate in the circumstances for the purpose of expressing our opinions on the financial statements, but not for the purpose of expressing an opinion on the effectiveness of the Town's internal control. Accordingly, we do not express an opinion on the effectiveness of the Town's internal control.

A *deficiency in internal control* exists when the design or operation of a control does not allow management or employees, in the normal course of performing their assigned functions, to prevent, or detect and correct, misstatements on a timely basis. A *material weakness* is a deficiency, or a combination of deficiencies, in internal control such that there is a reasonable possibility that a material misstatement of the entity's financial statements will not be prevented, or detected and corrected, on a timely basis. A *significant deficiency* is a deficiency, or a combination of deficiencies, in internal control that is less severe than a material weakness, yet important enough to merit attention by those charged with governance.

Our consideration of internal control was for the limited purpose described in the first paragraph of this section and was not designed to identify all deficiencies in internal control that might be material weaknesses or significant deficiencies and therefore, material weaknesses or significant deficiencies may exist that were not identified. We identified certain deficiencies in internal control, described in the accompanying schedule of findings and questioned costs as item 2025-001 that we consider to be a material weakness.

Report on Compliance and Other Matters

As part of obtaining reasonable assurance about whether the Town's financial statements are free from material misstatement, we performed tests of its compliance with certain provisions of laws, regulations, contracts, and grant agreements, noncompliance with which could have a direct and material effect on the financial statements. However, providing an opinion on compliance with those provisions was not an objective of our audit, and accordingly, we do not express such an opinion. The results of our tests disclosed no instances of noncompliance or other matters that are required to be reported under *Government Auditing Standards*.

Town's Responses to Finding

Government Auditing Standards requires the auditor to perform limited procedures on the Town's response to the finding identified in our audit and described in the accompanying schedules of findings and questioned costs. The Town's response was not subjected to the other auditing procedures applied in the audit of the financial statements and, accordingly, we express no opinion on the response.

Purpose of this Report

The purpose of this report is solely to describe the scope of our testing of internal control and compliance and the results of that testing, and not to provide an opinion on the effectiveness of the Town's internal control or on compliance. This report is an integral part of an audit performed in accordance with *Government Auditing Standards* in considering the Town's internal control and compliance. Accordingly, this communication is not suitable for any other purpose.



Certified Public Accountants
Glastonbury, Connecticut
April 22, 2026

FEDERAL SINGLE AUDIT SECTION

**INDEPENDENT AUDITOR'S REPORT ON COMPLIANCE FOR EACH MAJOR FEDERAL PROGRAM,
ON INTERNAL CONTROL OVER COMPLIANCE, AND ON THE SCHEDULE OF EXPENDITURES
OF FEDERAL AWARDS REQUIRED BY THE UNIFORM GUIDANCE**

To the Board of Finance
Town of Andover, Connecticut

Report on Compliance for Each Major Federal Program

Opinion on Each Major Federal Program

We have audited the Town of Andover, Connecticut's, (the Town) compliance with the types of compliance requirements identified as subject to audit in the OMB *Compliance Supplement* that could have a direct and material effect on each of the Town's major federal programs for the year ended June 30, 2025. The Town's major federal programs are identified in the summary of auditor's results section of the accompanying schedule of federal findings and questioned costs.

In our opinion, the Town of Andover, Connecticut, complied, in all material respects, with the types of compliance requirements referred to above that could have a direct and material effect on each of its major federal programs for the year ended June 30, 2025.

Basis for Opinion on Each Major Federal Program

We conducted our audit of compliance in accordance with auditing standards generally accepted in the United States of America; the standards applicable to financial audits contained in *Government Auditing Standards*, issued by the Comptroller General of the United States; and the audit requirements of Title 2 U.S. *Code of Federal Regulations* Part 200, *Uniform Administrative Requirements, Cost Principles, and Audit Requirements for Federal Awards* (Uniform Guidance). Our responsibilities under those standards and the Uniform Guidance are further described in the Auditor's Responsibilities for the Audit of Compliance section of our report.

We are required to be independent of the Town and to meet our other ethical responsibilities, in accordance with relevant ethical requirements relating to our audit. We believe that the audit evidence we have obtained is sufficient and appropriate to provide a basis for our opinion on compliance for each major federal program. Our audit does not provide a legal determination of the Town's compliance with the compliance requirements referred to above.

Responsibilities of Management for Compliance

Management is responsible for compliance with the requirements referred to above and for the design, implementation, and maintenance of effective internal control over compliance with the requirements of laws, statutes, regulations, rules, and provisions of contracts or grant agreements applicable to the Town's federal programs.

Auditor's Responsibilities for the Audit of Compliance

Our objectives are to obtain reasonable assurance about whether material noncompliance with the compliance requirements referred to above occurred, whether due to fraud or error, and express an opinion on the Town's compliance based on our audit. Reasonable assurance is a high level of assurance but is not absolute assurance and therefore is not a guarantee that an audit conducted in accordance with generally accepted auditing standards, *Government Auditing Standards*, and the Uniform Guidance will always detect material noncompliance when it exists. The risk of not detecting material noncompliance resulting from fraud is higher than for that resulting from error, as fraud may involve collusion, forgery, intentional omissions, misrepresentations, or the override of internal control. Noncompliance with the compliance requirements referred to above is considered material if there is a substantial likelihood that, individually or in the aggregate, it would influence the judgment made by a reasonable user of the report on compliance about the Town's compliance with the requirements of each major federal program as a whole.

In performing an audit in accordance with generally accepted auditing standards, *Government Auditing Standards*, and the Uniform Guidance, we:

- Exercise professional judgment and maintain professional skepticism throughout the audit.
- Identify and assess the risks of material noncompliance, whether due to fraud or error, and design and perform audit procedures responsive to those risks. Such procedures include examining, on a test basis, evidence regarding the Town's compliance with the compliance requirements referred to above and performing such other procedures as we considered necessary in the circumstances.
- Obtain an understanding of the Town's internal control over compliance relevant to the audit in order to design audit procedures that are appropriate in the circumstances and to test and report on internal control over compliance in accordance with the Uniform Guidance, but not for the purpose of expressing an opinion on the effectiveness of the Town's internal control over compliance. Accordingly, no such opinion is expressed.

We are required to communicate with those charged with governance regarding, among other matters, the planned scope and timing of the audit and any significant deficiencies and material weaknesses in internal control over compliance that we identified during the audit.

Report on Internal Control over Compliance

A deficiency in internal control over compliance exists when the design or operation of a control over compliance does not allow management or employees, in the normal course of performing their assigned functions, to prevent, or detect and correct, noncompliance with a type of compliance requirement of a federal program on a timely basis. *A material weakness in internal control over compliance* is a deficiency, or a combination of deficiencies, in internal control over compliance, such that there is a reasonable possibility that material noncompliance with a type of compliance requirement of a federal program will not be prevented, or detected and corrected, on a timely basis. *A significant deficiency in internal control over compliance* is a deficiency, or a combination of deficiencies, in internal control over compliance with a type of compliance requirement of a federal program that is less severe than a material weakness in internal control over compliance, yet important enough to merit attention by those charged with governance.

Our consideration of internal control over compliance was for the limited purpose described in the Auditor's Responsibilities for the Audit of Compliance section above and was not designed to identify all deficiencies in internal control over compliance that might be material weaknesses or significant deficiencies in internal control over compliance. Given these limitations, during our audit we did not identify any deficiencies in internal control over compliance that we consider to be material weaknesses, as defined above. However, material weaknesses or significant deficiencies in internal control over compliance may exist that were not identified.

Our audit was not designed for the purpose of expressing an opinion on the effectiveness of internal control over compliance. Accordingly, no such opinion is expressed.

The purpose of this report on internal control over compliance is solely to describe the scope of our testing of internal control over compliance and the results of that testing based on the requirements of the Uniform Guidance. Accordingly, this report is not suitable for any other purpose.

Report on Schedule of Expenditures of Federal Awards Required by the Uniform Guidance

We have audited the financial statements of the governmental activities, each major fund, and the aggregate remaining fund information of the Town, as of and for the year ended June 30, 2025, and the related notes to the financial statements, which collectively comprise the Town's basic financial statements. We issued our report thereon dated April 22, 2026, which contained unmodified opinions on those financial statements. Our audit was performed for the purpose of forming opinions on the financial statements that collectively comprise the basic financial statements. The accompanying schedule of expenditures of federal awards is presented for purposes of additional analysis as required by the Uniform Guidance and is not a required part of the basic financial statements. Such information is the responsibility of management and was derived from and relates directly to the underlying accounting and other records used to prepare the basic financial statements. The information has been subjected to the auditing procedures applied in the audit of the financial statements and certain additional procedures, including comparing and reconciling such information directly to the underlying accounting and other records used to prepare the basic financial statements or to the basic financial statements themselves, and other additional procedures in accordance with auditing standards generally accepted in the United States of America. In our opinion, the schedule of expenditures of federal awards is fairly stated in all material respects in relation to the basic financial statements as a whole.

Mahoney Sabol + Company, LLP

Certified Public Accountants
Glastonbury, Connecticut
April 22, 2026

TOWN OF ANDOVER, CONNECTICUT
SCHEDULE OF EXPENDITURES OF FEDERAL AWARDS
FOR THE YEAR ENDED JUNE 30, 2025

Federal Grantor; Pass-Through Grantor; Program Title; Description	Pass-Through Entity Identification Number	Assistance Listing Number	Passed Through to Subrecipients	Expenditures
UNITED STATES DEPARTMENT OF THE TREASURY				
Passed through the Connecticut Office of Policy and Management:				
COVID-19 Coronavirus State and Local Fiscal Recovery Funds (CSLFRF)	12060-OPM20600-29669	21.027	\$ -	\$ 15,621
Passed through the Connecticut Office of Early Childhood:				
COVID-19 CSLFRF - School Readiness Competitive Enrollment-Based - 2023	12060-OEC64845-28227	21.027	-	2,232
Passed through the Connecticut Department of Education:				
COVID-19 CSLFRF - American Rescue Plan (ARP)				
Summer Mental Health Supports - 2023	12060-SDE64370-28096	21.027	-	7,204
COVID-19 CSLFRF - ARP Right to Read - 2023	12060-SDE64370-29732	21.027	-	414
Passed through the Connecticut Secretary of the State:				
COVID-19 CSLFRF - ARP Early Voting	12060-SOS12500-28478	21.027	-	2,000
Passed through the Connecticut Department of Energy and Environmental Protection:				
COVID-19 CSLFRF - ARP Climate Initiatives	12060-DEP44165-28440	21.027	-	2,076
Total United States Department of the Treasury			-	29,547
UNITED STATES DEPARTMENT OF EDUCATION				
Direct:				
Rural Education Achievement Program	-	84.358	-	23,326
Passed through the Connecticut Department of Education:				
Special Education Cluster:				
Special Education Grants to States - 2024	12060-SDE64370-20977	84.027	-	52,061
Special Education Grants to States - Extended Support Para Educator - 2024	12060-SDE64370-20977	84.027	-	4,319
			-	56,380
Special Education Preschool Grants - 2024	12060-SDE64370-20983	84.173	-	3,213
Total Special Education Cluster			-	59,593
Title I Grants to Local Educational Agencies - 2024	12060-SDE64370-20679	84.010	-	11,773
Supporting Effective Instruction State Grants - 2024	12060-SDE64370-20858	84.367	-	3,476
Student Support and Academic Enrichment Program - 2024	12060-SDE64370-22854	84.424	-	10,000
Education Stabilization Fund:				
Elementary & Secondary School Emergency Relief Fund (ESSER):				
COVID-19 ESSER - ARP State Set Aside - 2021	12060-SDE64370-29636-82079	84.425U	-	15,140
COVID-19 ESSER - ARP Summer Enrichment - 2021	12060-SDE64370-29636-82065	84.425U	-	41,983
			-	57,123
Passed through EASTCONN:				
Title III - Part A, English Language Acquisition Grants	-	84.365	-	726
Total United States Department of Education			-	166,017
UNITED STATES DEPARTMENT OF TRANSPORTATION				
Passed through the Connecticut Department of Transportation:				
Highway Planning and Construction	12062-DOT57124-22108	20.205	-	117
Highway Planning and Construction	12062-DOT57151-22108	20.205	-	883,549
			-	883,666
Total United States Department of Transportation			-	883,666
UNITED STATES DEPARTMENT OF HOMELAND SECURITY				
Passed through the Connecticut Department of Emergency Services and Public Protection:				
Emergency Management Performance Grants	12060-DPS32981-22233	97.042	-	5,000
TOTAL FEDERAL AWARDS			\$ -	\$ 1,084,230

The accompanying notes are an integral part of this schedule.

TOWN OF ANDOVER, CONNECTICUT
NOTES TO SCHEDULE OF EXPENDITURES OF FEDERAL AWARDS
FOR THE YEAR ENDED JUNE 30, 2025

NOTE 1 - SUMMARY OF SIGNIFICANT ACCOUNTING POLICIES

Basis of Presentation

The accounting policies of the Town of Andover, Connecticut, (the Town) conform to accounting principles generally accepted in the United States of America as applicable to governmental organizations. The information in the schedule of expenditures of federal awards is presented in accordance with the requirements of Title 2 U.S. Code of Federal Regulations Part 200, *Uniform Administrative Requirements, Cost Principles, and Audit Requirements for Federal Awards* (Uniform Guidance). Because the schedule of expenditures of federal awards presents only a selected portion of the operations of the Town, it is not intended to, and does not, present the financial position, changes in fund balances, changes in net position or cash flows of the Town.

Basis of Accounting

The accompanying schedule of expenditures of federal awards has been prepared on the accrual basis consistent with the preparation of the basic financial statements. Certain grants are not dependent on expenditure activity, and accordingly, are considered to be expended in the fiscal year of receipt. These grant program receipts are reflected in the expenditure column of the schedule of expenditures of federal awards.

NOTE 2 - INDIRECT COST RATE

The Town has elected not to use the de minimus indirect cost rate as allowed under the Uniform Guidance. The Town has no federal awards for which an indirect cost rate is applicable.

NOTE 3 - OTHER FEDERAL ASSISTANCE

No other federal assistance was received in the forms of loans, loan guarantees, property, commodities or insurance.

TOWN OF ANDOVER, CONNECTICUT
SCHEDULE OF FEDERAL FINDINGS AND QUESTIONED COSTS
FOR THE YEAR ENDED JUNE 30, 2025

SECTION I - SUMMARY OF AUDITOR'S RESULTS

FINANCIAL STATEMENTS

Type of auditor's report issued: Unmodified

Internal control over financial reporting:

Material weakness(es) identified? ✓ Yes No

Significant deficiency(ies) identified? Yes ✓ No

Noncompliance material to financial statements noted? Yes ✓ No

FEDERAL AWARDS

Internal control over major programs:

Material weakness(es) identified? Yes ✓ No

Significant deficiency(ies) identified? Yes ✓ No

Type of auditor's report issued on compliance for major programs: Unmodified

Any audit findings disclosed that are required to be reported in accordance with 2 CFR Section 200.516(a)? Yes ✓ No

Identification of major programs:

Assistance Listing Number	Name of Federal Program
20.205	Highway Planning and Construction

Dollar threshold used to distinguish between Type A and Type B programs: \$750,000

Auditee qualified as low-risk auditee? Yes ✓ No

SECTION II - FINANCIAL STATEMENT FINDINGS

Finding 2025-001: *Material Weakness in Internal Control over Financial Reporting - Reconciliation of the Town's and the School District's General Ledgers*

Criteria: Management is responsible for the preparation and fair presentation of the financial statements in accordance with accounting principles generally accepted in the United States of America; this includes the design, implementation, and maintenance of internal control relevant to the preparation and fair presentation of financial statements that are free from material misstatement, whether due to fraud or error.

Condition: The Town's general ledger is not currently integrated with the School District's general ledger. Journal entries are required to record and reconcile the activity of the School District with the Town. The Town's year-end closing entries to record the School District's balances and activities were incomplete.

Context: Material audit adjustments were proposed to record and reconcile the activity of the School District within the Town's general ledger.

TOWN OF ANDOVER, CONNECTICUT
SCHEDULE OF FEDERAL FINDINGS AND QUESTIONED COSTS *(Continued)*
FOR THE YEAR ENDED JUNE 30, 2025

SECTION II - FINANCIAL STATEMENT FINDINGS *(Continued)*

Finding 2025-001: *Material Weakness in Internal Control over Financial Reporting - Reconciliation of the Town's and the School District's General Ledgers (Continued)*

Effect: Inaccurate financial reporting.

Cause: Lack of reconciliation controls.

Repeat finding: Yes

Auditor Recommendation: We recommend that the Town no longer record balances and activities that are already accounted for by the School District. The Town should limit its accounting to transactions that involve direct financial activity between the Town and the School District. These may include appropriations, transfers, reimbursements, or shared service costs. In addition, we recommend that the School District continue to provide the Town with monthly financial reports to ensure that the Town remains informed about the School District's fiscal status.

Views of Responsible Officials: Management agrees with the finding and intends to take corrective action to address the deficiency.

SECTION III - FEDERAL AWARD FINDINGS AND QUESTIONED COSTS

No federal award findings or questioned costs were reported.

SUMMARY SCHEDULE OF THE STATUS OF PRIOR AUDIT FINDINGS

Prior year finding 2024-001, *Material Weakness in Internal Control over Financial Reporting - Reconciliation of the Town's and the School District's General Ledgers*, has been repeated as a material weakness in internal control over financial reporting in the current year as finding 2025-001.

Prior year finding 2024-002, *Significant Deficiency in Internal Control over Financial Reporting - Bank and Interfund Reconciliations*, is no longer being reported as a significant deficiency in internal control over financial reporting.

Prior year finding 2024-003, *Noncompliance - Major Federal Award Program*, has not been reported in the current year.

STATE SINGLE AUDIT SECTION

**INDEPENDENT AUDITOR'S REPORT ON COMPLIANCE FOR EACH MAJOR STATE PROGRAM,
ON INTERNAL CONTROL OVER COMPLIANCE, AND ON THE SCHEDULE OF EXPENDITURES
OF STATE FINANCIAL ASSISTANCE REQUIRED BY THE STATE SINGLE AUDIT ACT**

To the Board of Finance
Town of Andover, Connecticut

Report on Compliance for Each Major State Program

Opinion on Each Major State Program

We have audited the Town of Andover, Connecticut's, (the Town) compliance with the types of compliance requirements identified as subject to audit in the Office of Policy and Management's *Compliance Supplement* that could have a direct and material effect on each of the Town's major state programs for the year ended June 30, 2025. The Town's major state programs are identified in the summary of auditor's results section of the accompanying schedule of state findings and questioned costs.

In our opinion, the Town of Andover, Connecticut, complied, in all material respects, with the types of compliance requirements referred to above that could have a direct and material effect on each of its major state programs for the year ended June 30, 2025.

Basis for Opinion on Each Major State Program

We conducted our audit of compliance in accordance with auditing standards generally accepted in the United States of America; the standards applicable to financial audits contained in *Government Auditing Standards*, issued by the Comptroller General of the United States; and the audit requirements of the State Single Audit Act (C.G.S. Sections 4-230 to 4-236). Our responsibilities under those standards and the State Single Audit Act are further described in the Auditor's Responsibilities for the Audit of Compliance section of our report.

We are required to be independent of the Town and to meet our other ethical responsibilities, in accordance with relevant ethical requirements relating to our audit. We believe that the audit evidence we have obtained is sufficient and appropriate to provide a basis for our opinion on compliance for each major state program. Our audit does not provide a legal determination of the Town's compliance with the compliance requirements referred to above.

Responsibilities of Management for Compliance

Management is responsible for compliance with the requirements referred to above and for the design, implementation, and maintenance of effective internal control over compliance with the requirements of laws, statutes, regulations, rules, and provisions of contracts or grant agreements applicable to the Town's state programs.

Auditor's Responsibilities for the Audit of Compliance

Our objectives are to obtain reasonable assurance about whether material noncompliance with the compliance requirements referred to above occurred, whether due to fraud or error, and express an opinion on the Town's compliance based on our audit. Reasonable assurance is a high level of assurance but is not absolute assurance and therefore is not a guarantee that an audit conducted in accordance with generally accepted auditing standards, *Government Auditing Standards*, and the State Single Audit Act will always detect material noncompliance when it exists. The risk of not detecting material noncompliance resulting from fraud is higher than for that resulting from error, as fraud may involve collusion, forgery, intentional omissions, misrepresentations, or the override of internal control. Noncompliance with the compliance requirements referred to above is considered material if there is a substantial likelihood that, individually or in the aggregate, it would influence the judgment made by a reasonable user of the report on compliance about the Town's compliance with the requirements of each major state program as a whole.

In performing an audit in accordance with generally accepted auditing standards, *Government Auditing Standards*, and the State Single Audit Act, we:

- Exercise professional judgment and maintain professional skepticism throughout the audit.
- Identify and assess the risks of material noncompliance, whether due to fraud or error, and design and perform audit procedures responsive to those risks. Such procedures include examining, on a test basis, evidence regarding the Town's compliance with the compliance requirements referred to above and performing such other procedures as we considered necessary in the circumstances.
- Obtain an understanding of the Town's internal control over compliance relevant to the audit in order to design audit procedures that are appropriate in the circumstances and to test and report on internal control over compliance in accordance with the State Single Audit Act, but not for the purpose of expressing an opinion on the effectiveness of the Town's internal control over compliance. Accordingly, no such opinion is expressed.

We are required to communicate with those charged with governance regarding, among other matters, the planned scope and timing of the audit and any significant deficiencies and material weaknesses in internal control over compliance that we identified during the audit.

Report on Internal Control over Compliance

A deficiency in internal control over compliance exists when the design or operation of a control over compliance does not allow management or employees, in the normal course of performing their assigned functions, to prevent, or detect and correct, noncompliance with a type of compliance requirement of a state program on a timely basis. A *material weakness in internal control over compliance* is a deficiency, or a combination of deficiencies, in internal control over compliance, such that there is a reasonable possibility that material noncompliance with a type of compliance requirement of a state program will not be prevented, or detected and corrected, on a timely basis. A *significant deficiency in internal control over compliance* is a deficiency, or a combination of deficiencies, in internal control over compliance with a type of compliance requirement of a state program that is less severe than a material weakness in internal control over compliance, yet important enough to merit attention by those charged with governance.

Our consideration of internal control over compliance was for the limited purpose described in the Auditor's Responsibilities for the Audit of Compliance section above and was not designed to identify all deficiencies in internal control over compliance that might be material weaknesses or significant deficiencies in internal control over compliance. Given these limitations, during our audit we did not identify any deficiencies in internal control over compliance that we consider to be material weaknesses, as defined above. However, material weaknesses or significant deficiencies in internal control over compliance may exist that were not identified.

Our audit was not designed for the purpose of expressing an opinion on the effectiveness of internal control over compliance. Accordingly, no such opinion is expressed.

The purpose of this report on internal control over compliance is solely to describe the scope of our testing of internal control over compliance and the results of that testing based on the requirements of the State Single Audit Act. Accordingly, this report is not suitable for any other purpose.

Report on Schedule of Expenditures of State Financial Assistance Required by the State Single Audit Act

We have audited the financial statements of the governmental activities, each major fund, and the aggregate remaining fund information of the Town, as of and for the year ended June 30, 2025, and the related notes to the financial statements, which collectively comprise the Town's basic financial statements. We issued our report thereon, dated April 22, 2026, which contained unmodified opinions on those financial statements. Our audit was performed for the purpose of forming opinions on the financial statements that collectively comprise the basic financial statements. The accompanying schedule of expenditures of state financial assistance is presented for purposes of additional analysis as required by the State Single Audit Act and is not a required part of the basic financial statements. Such information is the responsibility of management and was derived from and relates directly to the underlying accounting and other records used to prepare the basic financial statements. The information has been subjected to the auditing procedures applied in the audit of the financial statements and certain additional procedures, including comparing and reconciling such information directly to the underlying accounting and other records used to prepare the basic financial statements or to the basic financial statements themselves, and other additional procedures in accordance with auditing standards generally accepted in the United States of America. In our opinion, the schedule of expenditures of state financial assistance is fairly stated in all material respects in relation to the basic financial statements as a whole.

Mahoney Sabol + Company, LLP

Certified Public Accountants
Glastonbury, Connecticut
April 22, 2026

TOWN OF ANDOVER, CONNECTICUT
SCHEDULE OF EXPENDITURES OF STATE FINANCIAL ASSISTANCE
FOR THE YEAR ENDED JUNE 30, 2025

State Grantor; Pass-Through Grantor; Program Title	State Grant Program Core-CT Number	Passed Through to Subrecipients	Expenditures
NONEXEMPT PROGRAMS:			
CONNECTICUT STATE LIBRARY			
Direct:			
Historic Documents Preservation Grants	12060-CSL66094-35150	\$ -	\$ 5,500
Connecticard Payments	11000-CSL66051-17010	-	1,548
Total Connecticut State Library		<u>-</u>	<u>7,048</u>
DEPARTMENT OF TRANSPORTATION			
Direct:			
Local Bridge Program Transportation Fund	13033-DOT57191-43456	-	220,887
Town Aid Road Grants Transportation Fund	12001-DOT57131-17036	-	176,970
Let's Go CT Transportation Ramp-up Program	13033-DOT57551-43667	-	10,580
Active Transportation Microgrant	13033-DOT57551-43778	-	4,652
Total Department of Transportation		<u>-</u>	<u>413,089</u>
JUDICIAL BRANCH			
Direct:			
Court Fees	34001-JUD95162-40001	-	955
OFFICE OF POLICY AND MANAGEMENT			
Direct:			
Local Capital Improvement Program	12050-OPM20600-40254	-	48,802
Tiered Payment in Lieu of Taxes	12002-OPM20600-17111	-	11,416
Neglected Cemetery Account	12060-OPM20600-35570	-	5,000
Municipal Grants-In-Aid	12052-OPM20600-43587	-	2,620
Property Tax Relief For Veterans	11000-OPM20600-17024	-	1,133
Property Tax Relief on Property of Totally Disabled Persons	11000-OPM20600-17011	-	530
Total Office of Policy and Management		<u>-</u>	<u>69,501</u>
OFFICE OF THE STATE COMPTROLLER			
Direct:			
Paraeducator Deductible Assistance Program	11000-OSC15301-10020	-	3,676
DEPARTMENT OF EDUCATION			
Direct:			
Talent Development	11000-SDE64370-12552	-	460
OFFICE OF EARLY CHILDHOOD			
Direct:			
Early Care and Education	11000-OEC64845-16274	-	123,300
Smart Start	11000-OEC64845-16279	-	65,000
School Readiness Quality Enhancement	11000-OEC64845-16158	-	3,881
Total Office of Early Childhood		<u>-</u>	<u>192,181</u>
DEPARTMENT OF ECONOMIC AND COMMUNITY DEVELOPMENT			
Direct:			
Legislative Grant	11000-ECD46830-16275	-	76,500
SECRETARY OF THE STATE			
Direct:			
Early Voting	11000-SOS12500-12651	-	8,237
Total State Financial Assistance Before Exempt Programs		<u>-</u>	<u>771,647</u>
EXEMPT PROGRAMS:			
OFFICE OF POLICY AND MANAGEMENT			
Direct:			
Supplement Revenue Sharing Grant	12002-OPM20600-17102	-	43,820
Mashantucket Pequot and Mohegan Fund Grant	12009-OPM20600-17005	-	6,680
Total Office of Policy and Management		<u>-</u>	<u>50,500</u>
DEPARTMENT OF EDUCATION			
Direct:			
Education Cost Sharing	11000-SDE64370-17041	-	2,004,782
Total Exempt Programs		<u>-</u>	<u>2,055,282</u>
TOTAL STATE FINANCIAL ASSISTANCE		<u>\$ -</u>	<u>\$ 2,826,929</u>

The accompanying notes are an integral part of this schedule.

TOWN OF ANDOVER, CONNECTICUT
NOTE TO SCHEDULE OF EXPENDITURES OF STATE FINANCIAL ASSISTANCE
FOR THE YEAR ENDED JUNE 30, 2025

NOTE 1 - SUMMARY OF SIGNIFICANT ACCOUNTING POLICIES

Basis of Presentation

The accompanying schedule of expenditures of state financial assistance includes state grant activity of the Town of Andover, Connecticut, (the Town) under programs of the State of Connecticut for the fiscal year ended June 30, 2025. Various departments and agencies of the State of Connecticut have provided financial assistance to the Town through grants and other authorizations in accordance with the General Statutes of the State of Connecticut. These financial assistance programs fund several programs of the Town. Because the schedule of expenditures of state financial assistance presents only a selected portion of the operations of the Town, it is not intended to, and does not, present the financial position, changes in fund balances, changes in net position or cash flows of the Town.

The accounting policies of the Town conform to accounting principles generally accepted in the United States of America as applicable to governmental organizations. The information in the schedule of expenditures of state financial assistance is presented based upon regulations established by the State of Connecticut, Office of Policy and Management. The following is a summary of the more significant policies relating to the aforementioned grant programs.

Basis of Accounting

The accompanying schedule of expenditures of state financial assistance has been prepared on the accrual basis consistent with the preparation of the basic financial statements. In accordance with Section 4-236-22 of the regulations to the State Single Audit Act, certain grants are not dependent on expenditure activity, and accordingly, are considered to be expended in the fiscal year of receipt. These grant program receipts are reflected in the expenditure column of the schedule of expenditures of state financial assistance.

TOWN OF ANDOVER, CONNECTICUT
SCHEDULE OF STATE FINDINGS AND QUESTIONED COSTS
FOR THE YEAR ENDED JUNE 30, 2025

SECTION I - SUMMARY OF AUDITOR'S RESULTS

FINANCIAL STATEMENTS

Type of auditor's report issued: Unmodified

Internal control over financial reporting:

Material weakness(es) identified? ✓ Yes No
None

Significant deficiency(ies) identified? Yes ✓ Reported

Noncompliance material to financial statements noted? Yes ✓ No

STATE FINANCIAL ASSISTANCE

Internal control over major programs:

Material weakness(es) identified? Yes ✓ No
None

Significant deficiency(ies) identified? Yes ✓ Reported

Type of auditor's report issued on compliance for major programs: Unmodified

Any audit findings disclosed that are required to be reported in accordance with Section 4-236-24 of the Regulations to the State Single Audit Act? Yes ✓ No

The following schedule reflects the major programs included in the audit:

<u>State Grantor/ Program</u>	<u>State Grant Program Core-CT Number</u>	<u>Expenditures</u>
DEPARTMENT OF TRANSPORTATION		
Local Bridge Program Transportation Fund	13033-DOT57191-43456	\$ 220,887
Town Aid Road Grants Transportation Fund	12001-DOT57131-17036	176,970

Dollar threshold used to distinguish between Type A and Type B programs: \$300,000

SECTION II - FINANCIAL STATEMENT FINDINGS

Finding 2025-001: *Material Weakness in Internal Control over Financial Reporting - Reconciliation of the Town's and the School District's General Ledgers*

Criteria: Management is responsible for the preparation and fair presentation of the financial statements in accordance with accounting principles generally accepted in the United States of America; this includes the design, implementation, and maintenance of internal control relevant to the preparation and fair presentation of financial statements that are free from material misstatement, whether due to fraud or error.

Condition: The Town's general ledger is not currently integrated with the School District's general ledger. Journal entries are required to record and reconcile the activity of the School District with the Town. The Town's year-end closing entries to record the School District's balances and activities were incomplete.

Context: Material audit adjustments were proposed to record and reconcile the activity of the School District within the Town's general ledger.

TOWN OF ANDOVER, CONNECTICUT
SCHEDULE OF STATE FINDINGS AND QUESTIONED COSTS *(Continued)*
FOR THE YEAR ENDED JUNE 30, 2025

SECTION II - FINANCIAL STATEMENT FINDINGS *(Continued)*

Finding 2025-001: *Material Weakness in Internal Control over Financial Reporting - Reconciliation of the Town's and the School District's General Ledgers (Continued)*

Effect: Inaccurate financial reporting.

Cause: Lack of reconciliation controls.

Repeat finding: Yes

Auditor Recommendation: We recommend that the Town no longer record balances and activities that are already accounted for by the School District. The Town should limit its accounting to transactions that involve direct financial activity between the Town and the School District. These may include appropriations, transfers, reimbursements, or shared service costs. In addition, we recommend that the School District continue to provide the Town with monthly financial reports to ensure that the Town remains informed about the School District's fiscal status.

Views of Responsible Officials: Management agrees with the finding and intends to take corrective action to address the deficiency.

SECTION III - STATE FINANCIAL ASSISTANCE FINDINGS AND QUESTIONED COSTS

No federal award findings or questioned costs were reported.

SUMMARY SCHEDULE OF THE STATUS OF PRIOR AUDIT FINDINGS

Prior year finding 2024-001, *Material Weakness in Internal Control over Financial Reporting - Reconciliation of the Town's and the School District's General Ledgers*, has been repeated as a material weakness in internal control over financial reporting in the current year as finding 2025-001.

Prior year finding 2024-002, *Significant Deficiency in Internal Control over Financial Reporting - Bank and Interfund Reconciliations*, is no longer being reported as a significant deficiency in internal control over financial reporting.